

PROGRAMME

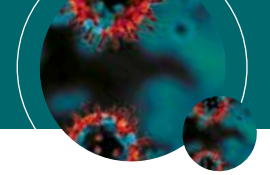
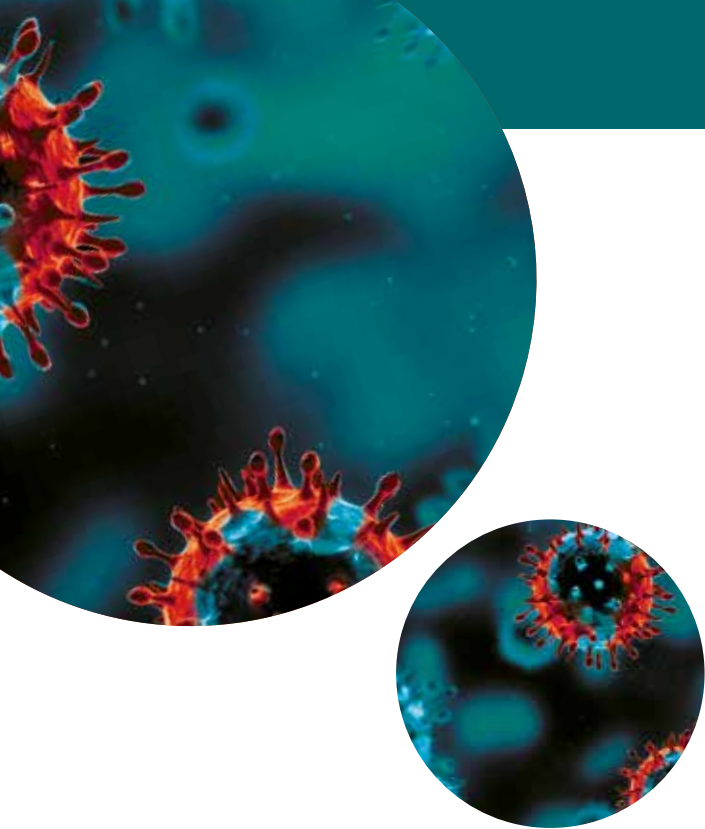
DGI-DZIF Joint Annual Meeting

German Society of Infectious Diseases (DGI)
German Center for Infection Research (DZIF)

1 – 3 June 2022

Maritim Hotel, Stuttgart

Face-to-face
event



Imprintp. 2

Foreword/Greetingp. 4

Conference Chairs & Organizations.....p. 5

Scientific Programme – Programme at a Glancep. 6

 Wednesday, 1 June 2022p. 8

 Thursday, 2 June 2022.....p. 11

 Friday, 3 June 2022.....p. 14

Poster Sessions / Awards.....p. 16

DZIF TI-Forum / DZIF-Academy fellowsp. 17

Posters.....p. 18

Speakers, Chairs & Presenting Authorsp. 54

General Information.....p. 58

Sponsors & Exhibitors.....p. 60

Get-togetherp. 61

Imprint

Responsible for editorial content:

German Society of Infectious Diseases e.V. (DGI)
Nürnberger Str. 16 · 10789 Berlin



German Center for Infection Research e.V. (DZIF)
Inhoffenstr. 7 · 38124 Braunschweig

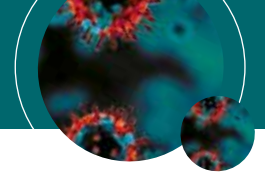


Design & Layout

COCS media GmbH
Tal 12 · 80331 Munich
www.cocs-media.de



COCS media GmbH does not guarantee the correctness of information.



Dear colleagues,

Due to the COVID-19 pandemic, we had to postpone our Annual Meeting last year.

We are now privileged to cordially invite you to the joined DGI/DZIF Annual Meeting in Stuttgart 01. – 03. June 2022!

The structure of this year's scientific sessions will be provided by our four grand challenges of infection research:

- Tropical and Emerging Infections
- Chronic Infections,
- Immune Prevention and Therapy and
- Antimicrobial Resistance.

We hope to highlight existing parallels and stimulate further synergy and interactions. In the successive poster sessions, each of these grand challenge areas will present itself to the conference participants, requesting feedback and exchange.

We are looking forward to welcome you to Stuttgart

With the best regards

Your Conference Chairs



Prof. Dr.
Ayola Akim Adegniko



Prof. Dr.
Heike Brötz-Oesterhelt



Prof. Dr.
Peter Kreamsner



Prof. Dr. Dr. h.c.
Christoph Lange



Prof. Dr.
Clara Lehmann



Prof. Dr.
Andreas Peschel

Conference Chairs & Organizations

Deutsches Zentrum für Infektionsforschung e.V. (DZIF)

Inhoffenstr. 7 · 38124 Braunschweig · www.dzif.de



Prof. Dr. Ayola Akim Adegniko

Internal Medicine VII – Institut for Tropical Medicine, Travel Medicine, Human Parasitology
University of Tuebingen

Prof. Dr. Heike Brötz-Oesterhelt

Microbial Bioactive Compounds
Interfaculty Institute for Microbiology and Infection Medicine
University of Tuebingen

Prof. Dr. Peter Kreamsner

Internal Medicine VII – Institut for Tropical Medicine, Travel Medicine, Human Parasitology
University of Tuebingen

Prof. Dr. Andreas Peschel

Interfaculty Institute of Microbiology and Infection Medicine
Infection Biology Department
University of Tuebingen

Deutsche Gesellschaft für Infektiologie e.V. (DGI)

Nürnberg Str. 16 · 10789 Berlin · www.dgi-net.de



Prof. Dr. Dr. h.c. Christoph Lange

Medical Director, Research Center Borstel, Leibniz Lung Center
Professor of Respiratory Medicine & International Health
University of Lübeck

Prof. Dr. Clara Lehmann

Head of Infection Control Centre
Infection Outpatient Clinic & Post-COVID Outpatient Clinic
Internal Medicine I – University of Cologne

Wednesday, 1 June 2022

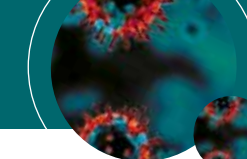
09.30 – 10.00	Welcome Coffee
10.00 – 10.15	Congress Opening
10.15 – 12.15	Symposium I Immune Prevention and Therapy
12.15 – 14.15	Lunch Break & Industrial Exhibition & Poster Session
13.15 – 14.15	Poster Session I Immune Prevention and Therapy
14.15 – 16.15	Symposium II Chronic Infections
16.15 – 17.15	Poster Session II Chronic Infections
from 19.00	Get-together & Classic Concert

Thursday, 2 June 2022

09.00 – 11.00	Symposium III Tropical and Emerging Infections
11.00 – 11.30	Coffee Break & Industrial Exhibition
11.30 – 12.30	DZIF Award Lectures
12.30 – 12.45	Group Photo
12.45 – 14.45	Lunch Break & Industrial Exhibition & Poster Session
13.45 – 14.45	Poster Session III Tropical and Emerging Infections
14.45 – 16.45	Symposium IV Antimicrobial Resistance
16.45 – 17.45	Poster Session IV Antimicrobial Resistance
from 18.00	Get-together with Jazz & DGI/DZIF Awards

Friday, 3 June 2022

09.00 – 11.00	Symposium V COVID I
11.00 – 11.30	Coffee Break & Industrial Exhibition
11.30 – 13.30	Symposium VI COVID II
from 13.30	Closing Remarks



ST = Short Talk, AT = Academy Talk

10.00 – 10.15
Main Hall

Welcome & Congress Opening
C. Lehmann, Cologne
P. Kreamsner, Tuebingen

10.15 – 12.15
Main Hall

Symposium I: Immune Prevention and Therapy
Chairs: B. Salzberger, Regensburg
C. Rooney, Houston/TX/USA

10.15 – 10.30

Overview – Immune Prevention and Therapy
D. Busch, Munich

10.30 – 10.45

Covid year in review
L.E. Sander, Berlin

10.45 – 11.15

Monoclonal antibodies to prevent and treat infectious diseases
F. Klein, Cologne

11.15 – 11.30
ST 1

Identification of broadly neutralizing human monoclonal antibodies targeting the SARS-CoV-2 spike protein
S. C. Stein¹, G. Ssebyatika², L. Ströh¹, S. Menz¹, J.-Y. Waldmann¹, S. N. Tipp¹, O. Ochulor¹, E. Herold², B. Schwarzloh², D. Mutschall², G. Hansen², J. Zischke¹, A. Cordes¹, W. Puppe¹, R. Blasczyk³, H. Kleine-Weber², M. Hoffmann⁴, M. M. Hoepfer⁵, F. K. Kaiser⁶, M. Gonzalez-Hernandez⁶, A. Osterhaus⁶, S. Pöhlmann⁷, T. F. Schulz¹, T. Krey²
^{1,3,5,6} Hannover, ² Lübeck, ⁴ Göttingen

11.30 – 11.45
ST 2

MVA-MERS-S vaccine candidate induces neutralizing antibodies and long-lasting B cell memory
M. Zehner¹, C. Kreer¹, S. Detmer², A. Fathi^{2,3,4}, M. Klüver^{5,6}, C. Rohde^{5,6}, J. Heidpriem⁷, M. S. Ercanoglu¹, L. Gieselmann¹, M. Hoffmann^{8,9}, A. Ashurov¹, M. Madler¹, A. M. Wunsch¹, M. Korenkov¹, C. Dahlke^{2,3,4}, M. Koch¹⁰, S. Pöhlmann^{8,9}, S. Becker^{5,6}, F. Löffler⁷, M. Addo^{2,3,4}
MVA-MERS-S-Study Group, F. Klein^{1,11}
^{1,10,11} Cologne, ^{2,3,4} Hamburg, ^{5,6} Marburg, ⁷ Potsdam, ^{8,9} Göttingen

11.45 – 12.00
ST 3

Development of patient-derived PcrV antibodies targeting Pseudomonas aeruginosa
A. Simonis¹, J. Wilms¹, C. Kreer², M. Meyer³, H. Gruell², K. Schmitt¹, M. Rieckher⁴, S. J. Theobald¹, M. S. Ercanoglu², M. Zehner², S. Winter¹, E. van Gumpel¹, B. Schumacher⁴, H. Seifert⁵, M. Hallek¹, G. Fätkenheuer¹, E. Rietschel⁶, S. van Koningsbruggen-Rietschel⁶, F. Klein², J. Rybniker¹
^{1,2,3,4,5} Cologne

12.00 – 12.15
AT 1

Depletion of granulocytic myeloid derived suppressor cells (G-MDSC) worsens the outcome of neonatal E.coli sepsis in mice
J. Schwarz, S. Dietz, N. Köstlin-Gille, J. Rühle, C. Poets, C. Gille
Tübingen

12.15 – 14.15
Room Maritim

Lunch Break and Industrial Exhibition and Poster Session

13.15 – 14.15
Room Maritim

Poster Session I
Immune Prevention and Therapy
For further information please see page 18

14.15 – 16.15
Main Hall

Symposium II: Chronic Infections
Chairs: C. Lehmann, Cologne
K. Klumpp, Sunnyvale/CA/USA

14.15 – 14.30

Overview – Chronic Infections
M. Dandri, Hamburg

14.30 – 14.45

HIV year in review
J. Rockstroh, Bonn

14.45 – 15.15

Developing novel vaccines against chronic viral hepatitis – lessons learnt and next steps
M.P. Grobusch, Amsterdam/Netherlands

15.15 – 15.30
ST 4

Identification of potent HCMV trimer and pentamer specific neutralizing antibodies
M. Zehner¹, M. Alt², A. Ashurov¹, K. Laib Sampaio³, R. Spies³, N. Weiler³, D. Stöhr³, C. Stegmann⁴, M. S. Ercanoglu¹, L. Gieselmann¹, C. Kreer¹, R. Lotf^{5,6}, B. J. Ryckman^{4,7,8,9}, A. Krawczyk², C. Sinzger³, F. Klein^{1,10}
^{1,10} Cologne, ² Essen, ^{3,5,6} Ulm, ^{4,7,8,9} Montana (United States)

15.30 – 15.45
ST 5

Single Cell RNA Sequencing Reveals Forced Transcriptional Modulation and Impaired Immunity upon HIV-1 Reactivation in CD4+ T-cells
J. Kazmierski, D. Postmus, E. Wyler, C. Fischer, J. Jansen, K. Meixnerberger, S. N. Vitczek, M. Sohn, L. Loyal, A. Thiel, S. Sauer, N. Bannert, M. Landthaler, C. Goffinet
Berlin

15.45 – 16.00
ST 6

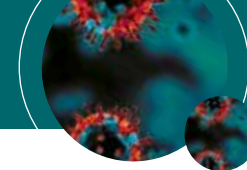
Mycobacterium tuberculosis exploits WNT6/ACC2-induced storage of triacylglycerol-rich lipid droplets in macrophages
J. Brandenburg¹, S. Marwitz², S. C. Tazoll², F. Waldow², B. Karlsdorff², T. Vierbuchen², T. Scholzen², A. Gross², S. Goldenbaum², A. Hölscher², M. Hein², L. Linnemann², M. Reimann², A. Kispert³, M. Leitges⁴, J. Rupp⁵, C. Lange², S. Niemann², J. Behrends², T. Goldmann², H. Heine², U. Schaible², C. Hölscher², D. Schwudke², N. Reiling¹
^{1,2} Borstel, ³ Hannover, ⁴ St. John's (Canada), ⁵ Lübeck

16.00 – 16.15
AT 2

Liver-resident virus-specific CD8 T cells in a preclinical model of persistent HBV infection
M. Bosch¹, N. Kallin¹, S. Donakonda¹, M. Hofmann², C. Ramirez³, L. Swadling⁴, L. J. Pallett⁴, D. J. Zhang⁵, C. Hermann³, U. Protzer^{6,7}, M. Maini⁸, S. Luangsays⁵, R. Thimme², D. Zehn⁸, D. Wohlleber¹, P. Knolle¹
^{1,6,7,8} Munich, ² Freiburg, ³ Heidelberg, ⁴ London (United Kingdom), ⁵ Basel (Switzerland)

16.15 – 17.15
Room Maritim
**Poster Session II
Chronic Infections**
For further information please see page 23

From 19.00 **Get-together & Classic Concert**



09.00 – 11.00
Main Hall
Symposium III: Tropical and Emerging Infections
*Chairs: J. Reinhard-Rupp, Geneva/CH
S. Schmiedel, Hamburg*

09.00 – 09.15
Overview – Tropical and Emerging Infections
D. Heinz, Braunschweig

09.15 – 09.30
A year in review
M. Addo, Hamburg

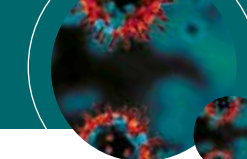
09.30 – 10.00
Progress, challenges and opportunities in the fight against malaria
P. Alonso, Geneva/CH

10.00 – 10.15
ST 7
Protection against heterologous controlled human malaria infection (CHMI) by a simple chemoattenuated PfSPZ vaccine regimen in a randomized trial in an European study population
R. Fendel^{1,2,3}, Z. Sulyok^{1,3}, B. Eder^{2,3}, F.-R. Lorenz^{1,3}, N. Kc⁴, M. Karnahl^{1,3}, A. Lalremruata^{1,3}, T. T. Nguyen^{1,3}, J. Held^{1,2,3}, A. Folashade Almeine Cyntiche^{1,3}, T. Klockenbring⁵, J. Flügge^{1,2,3}, T. W. Gebru^{1,3}, C. Lamsfus Calle^{1,3}, J. Ibanez^{1,3}, M. Rodi^{1,3}, D. Egger-Adam^{1,3}, A. Kreidenweiss^{1,3}, C. Köhler^{1,2,3}, M. Esen^{1,2,3,6}, M. Sulyok^{1,3}, A. Manoj⁷, T. L. Richie⁴, B. K. L. Sim⁴, S. L. Hoffman⁴, B. Mordmüller^{1,2,3,7}, P. G. Kremsner^{1,2,3}
^{1,3,6} Tübingen, ² Lambaréné (Gabon), ⁴ Rockville (United States), ⁵ Aachen, ⁷ Nijmegen (Netherlands)

10.15 – 10.30
ST 8
Clinical Stability of the human gut microbiome and macrofauna: a phase 1 randomized, placebo-controlled, participant blinded, gut microbiota-depletion trial in intestinal helminth infected adults living in Lambaréné Gabon.
A. Alabi^{1,2}, S. Agnandji^{1,3}
¹Lambaréné (Gabon), ²Leiden (Netherlands), ³Tübingen

10.30 – 10.45
ST 9
The T-Cell Activation Marker For TB (TAM-TB) in “RaPaed-TB” – A New Diagnostic Tool For Paediatric TB
L. Olbrich^{1,2,3}, H. Zar⁴, I. Sabi⁵, N. Ntinginya⁵, C. Khosa⁶, D. Banze⁶, M. Nliwasa⁷, E. Corbett⁸, V. Verghese⁹, J. Michael¹⁰, S. Graham¹¹, P. Nabeta¹², A. Trollip¹², M. Ahmed^{1,2}, K. Held^{1,2}, M. Hölscher^{1,2}, C. Geldmacher^{1,2}, N. Heinrich^{1,2}
^{1,2} Munich, ³ Oxford (United Kingdom), ⁴ Cape Town (South Africa), ⁵ Mbeya (Tanzania), ⁶ Maputo (Mozambique), ⁷ Blantyre (Malawi), ⁸ London (United Kingdom), ^{9,10} Vellore (India), ¹¹ Melbourne (Australia), ¹² Geneva (Switzerland)

10.45 – 11.00
AT 3
Quantification of Wolbachia endosymbionts from few Onchocerca volvulus microfilariae using qPCR - establishment and validation of a tool for longitudinal monitoring of new anti-wolbachial drug treatment success
S. Schlabe^{1,2,3}, P. Korir^{2,3}, C. Lämmer^{2,3}, F. Landmann⁴, B. Dubben^{2,3}, M. Koschel^{2,3}, A. Albers^{2,3}, L. B. Debrah^{5,6}, A. Y. Debrah^{5,7}, M. P. Hübner^{5,7}, K. Pfar^{2,3}, U. Klarmann-Schulz^{2,3,8}, A. Hoerauf^{2,3}
^{1,2,3,8} Bonn, ⁴ Montpellier (France), ^{5,6,7} Kumasi (Ghana)



ST = Short Talk, AT = Academy Talk

11.00 – 11.30	Coffee Break and Industrial Exhibition
11.30 – 12.30 Main Hall	DZIF Award Lectures <i>Chairs: H.-G. Kräusslich, Heidelberg J. Rupp, Lübeck</i> Award winners 2020/2021
12.30 – 12.45	Group Photo
12.45 – 14.15 Salon Hamburg	DNDi Symposium DNDi's Strategic Plan 2021-2028 · COVID-19 & Pandemic preparedness · Deep dive into NTD activities and new portfolio · Transversal topics
12.45 – 14.15 Salon Bonn	TI BBD Workshop TI BBD World Café – Open workshop of the DZIF TI Bioresources, Biodata and Digital Health The workshop addresses all interested scientists and PhDs which are involved in bioresource collection, study planning and biodataanalyses/management. In the World Café, the TI BBD would like to discuss and explain the options how analyses and translational research with biomaterials can be improved.
12.45 – 14.45	Lunch Break and Industrial Exhibition and Poster Session
13.15 – 14.15	MSD Symposium Pandemics on the rise: Covid-19 and Multidrug-Resistant Pathogens <i>Chair: M. Pletz, Jena</i> INCATE – The Incubator for Antibacterial Therapies in Europe <i>S. Alt, Braunschweig</i> Target-based anti-infective discovery <i>A. Hirsch, Saarbrücken</i> Hot Topic Covid-19: Opportunities and challenges for COVID-19 treatments <i>M. Pletz, Jena</i> The symposium is organized by MSD Sharp & Dohme GmbH, Munich.

13.45 – 14.45 Room Maritim	Poster Session III: Tropical and Emerging Infections For further information please see page xx
14.45 – 16.45 Main Hall	Symposium IV: Antimicrobial Resistance <i>Chairs: C. Lange, Borstel A. Zinkernagel, Zurich/CH</i>
14.45 – 15.00	Overview – Antimicrobial Resistance <i>A. Peschel, Tübingen</i>
15.00 – 15.15	Antibiotic Treatment of Carbapenem-resistant Gram-negative Infections – one size fits all <i>M. Pletz, Jena</i>
15.15 – 15.45	Understanding difficult to treat staphylococcal infection <i>A. Zinkernagel, Zurich/CH</i>
15.45 – 16.00 ST 10	Pathogen sequencing for design of multidrug-resistant tuberculosis treatment regimens <i>H.-P. Grobbel¹, M. Merker², N. Köhler¹, S. Andres³, H. Hoffmann⁴, J. Heyckendorf¹, M. Reimann¹, I. Barila², V. Dreyer^{2,5}, D. Hillemann³, B. Kalsdorf^{1,5}, T. Kohl², P. Sanchez-Carballo¹, D. Schaub¹, K. Todt¹, C. Utpatel², F. Maurer³, C. Lange^{1,5}, S. Niemann^{2,5} ^{1,2,3,5} Borstel, ⁴ Gauting</i>
16.00 – 16.15 ST 11	A chronic lung infection model with P. aeruginosa for evaluation of novel anti-infectives <i>Rox, K.^{1,2}, Pils, M.³, Häußler, S. C.⁴, Medina, E.^{5,6} ^{1,3,4,5} Braunschweig, ^{2,6} Partner Site Hannover-Braunschweig</i>
16.15 – 16.30 ST 12	Development of novel epoxidized chlorotoniol derivatives as anti-infective agents <i>W. Hofer¹, E. Oueis¹, A. A. Fayad¹, A. Andreas¹, F. Deschner¹, S. Hüttele^{2,3}, L. Pessanha de Carvalho⁴, K. Jungmann^{1,2}, B. Morgenstern⁵, M. Stadler^{2,3}, J. Held^{4,6,7}, J. Herrmann¹, R. Müller^{1,2} ^{1,5} Saarbrücken, ^{2,3} Braunschweig, ^{4,6} Tübingen, ⁷ Lambaréné (Gabon)</i>
16.30 – 16.45 AT 4	Klebsiella oxytoca mediates colonization resistance against multi-drug resistant K. pneumoniae in the gut via cooperative carbohydrate competition <i>L. Osbelt^{1,2}, M. Wende^{1,2}, E. Almási¹, E. Derksen¹, U. Muthukumarasamy¹, T. R. Lesker¹, E. J. C. Galvez¹, M. Pils³, E. Schalk⁴, P. Chhatwa⁵, J. Färber⁶, M. Neumann-Schaafl⁷, T. Fischer⁴, D. Schlüter^{2,5}, T. Strowig^{1,8,9,10} ^{1,3,7} Braunschweig, ^{2,4,6,8} Magdeburg, ^{5,9} Hannover, ¹⁰ Cologne</i>

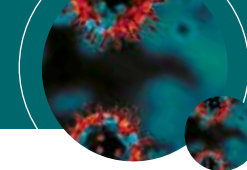
16.45 – 17.45
Room Maritim

**Poster Session IV
Antimicrobial Resistance**

For further information please see page xx

From 18.00

Get together with Jazz & DGI/DZIF Awards



09.00 – 11.00
Main Hall

Symposium V: COVID I

*Chairs: J. Malin, Cologne
B. Jensen, Düsseldorf*

09.00 – 09.40

Epidemie und Pandemie Intelligence was haben wir aus der COVID Pandemie gelernt

J. Fitzner, Ort

09.40 – 10.20

Epidemiology

G. Krause, Braunschweig

10.20 – 11.00

Prevention

T. Schmidt, Homburg/Saar

11.00 – 11.30

Coffee Break & Industrial Exhibition

11.30 – 13.30

Main Hall

Symposium VI: COVID II

*Chairs: B. Salzberger, Regensburg
G. Krause, Braunschweig*

11.30 – 12.10

Diagnostic

C. Drosten, Berlin

12.10 – 12.50

Therapy

B. Salzberger, Regensburg

12.50 – 13.30

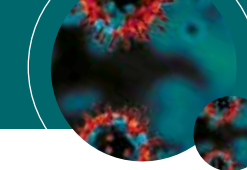
Long-COVID

R. Koczulla, Schoenau

13.30

Closing Remarks

*H. Broetz-Oesterhelt, Tuebingen
C. Lange, Borstel*



Poster Sessions

The poster exhibition will take place in room Maritim.

Posters shall be prepared in **DIN A0 size (841 x 1189 mm)**, portrait format, in English language. The dimensions of the poster walls are 1200 mm (width) x 1500 mm (height), material to fix the posters will be provided.

Session “Immune Prevention and Therapy” and Session “Chronic Infections”

Posters should be mounted on Wednesday, 1 June 2022 from 08.00 – 09.30 and removed from 19.00 – 20.00.

Session “Tropical and Emerging Infections” and Session “Antimicrobial Resistance”

Posters should be mounted on Thursday, 2 June 2022 from 08.00 – 10.00 and removed from 19.00 – 20.00.

Please note remaining posters cannot be stored and will be disposed of.

The authors are kindly asked to be present at their posters during their poster sessions for questions and discussion:

Poster Session **“Immune Prevention and Therapy”** on Wednesday, 1 June 2022 from 13.15 – 14.15

Poster Session **“Chronic Infections”** on Wednesday, 1 June 2022 from 16.15 – 17.15

Poster Session **“Tropical and Emerging Infections”** on Thursday, 2 June 2022 from 13.45 – 14.45

Poster Session **“Antimicrobial Resistance”** on Thursday, 2 June 2022 from 16.45 – 17.45

Poster Awards

The four best posters will be awarded with EUR 500,- each. The presentation of awards will take place on Thursday, 2 June 2022, from 18.00 during the Get together with jazz.

Our sincere thanks go to MSD Sharp & Dohme GmbH for its support.

DZIF Prize for Translational Research

The DZIF will award the DZIF Prize for Translational Infection Research endowed with EUR 5.000,-. The prize will be awarded on Thursday, 2 June 2022 from 11.30 - 12.30. The winners from 2020 and 2021 will also present results of his or her research.

Abstract Book

The Abstract Book will be available online at the conference website.

DZIF TI-Forum

At the same time of the poster sessions, representatives of following DZIF Translational Infrastructures (TI) will present their services:

TI BBD

Biodata, Bioresources & Digital Health

Take advantage of the opportunity to find out how the TI can support your research.

Meeting of the DZIF Academy fellows and Steering Committee during the Get-together Wednesday, 01 June 2022, from 19.00, Foyer

Get to know other DZIF Academy fellows and the Steering Committee. Learn more about opportunities, news and events of the DZIF Academy:

The meeting offers young scientists the possibility to expand their network and to exchange information with other fellows. Take advantage of the opportunity to learn from and with each other. There will be ample scope for discussing and developing ideas concerning present and future academy activities.

IMMUNE PREVENTION AND THERAPY

P 001**Transcriptional profiling and single-cell chimerism analysis identify human tissue-resident host T cells in the skin after allogeneic stem cell transplantation**G. Almeida¹, C. Zielinski²¹Munich, ²Jena**P 002****Candida albicans specific T cells produce the innate danger signal IL-1 α and are regulated by the inflammasome.**

A. Puhach, C. Zielinski

Jena

P 003**Distinct regulation of IL-13 and IL-4 producing T helper cells – implications for host defense against parasitic infections**C. Zielinski¹, J. Matthias²¹Jena, ²Berlin**P 004****Nasal commensals reduce Staphylococcus aureus proliferation by restricting siderophore availability**

Y. Zhao, D. Belikova, L. Adolf, J. Power, S. Heilbronner

Tübingen

P 005**Seroprevalence of humoral immunity against Staphylococcus aureus vaccine candidate Coproporphyrinogen III oxidase (CgoX)**

L. Maus, A. Gluschko, M. Herb, M. Gonzalez Rodriguez, K. Wiegmann, D. Grumme, S. Mertins, A. Klimka,

M. Krönke, Cologne

P 006**Staphylococcus aureus defeat phagocytes from inside through Coproporphyrinogen III oxidase-mediated default porphyrin metabolism**

M. Herb, A. Gluschko, S. Brodesser, A. Farid, D. Grumme, K. Wiegmann, M. Krönke

Cologne

P 007**The DZIF Transplantation Cohort e.V**

D. Schindler, The DZIF Transplantation Cohort e.V. Consortium

München

P 008**Remote audits as tool to assess sample quality for DZIF transplant cohort in times of COVID-19**A. Kühn-Steven¹, M. K. Tauchert^{1,2}, E. Dumann³, D. Pohle⁴, C. Sommerer⁵, D. Schindler⁶, G. Anton¹,
Transplant Cohort Consortium¹Neuherberg, ²Graz, ³Hannover, ⁴Tuebingen, ⁵Heidelberg, ⁶Munich**P 009****Late third immunization with the MVA-MERS-S vaccine candidate enhances frequencies of spike-specific B cells, antibody persistence and non-neutralizing functionality**L. M. Weskamm¹, A. Fathi¹, T. Koch¹, M. Friedrich¹, S. Becker², G. Sutter³, A. Volz^{3,4}, T. Hesterkamp^{4,5},
B. Haagmans⁶, C. Dahlke¹, M. M. Addo¹¹Hamburg, ²Marburg, ³München, ⁴Hannover, ⁵Braunschweig, ⁶Rotterdam**P 010****Identification and characterization of human monoclonal antibodies neutralising HEV**K. Dinkelborg¹, G. Ssebyatika², P. L. Nankya², E. M. Guzmán², L. J. Ströh¹, L. Hüffner¹, V. Kinast^{3,4},
T. L. Meister³, H. Wedemeyer¹, E. Steinmann³, T. Pietschmann¹, T. Krey^{1,2,5}, P. Behrendt¹¹Hannover, ²Lübeck, ³Bochum, ⁴Oldenburg, ⁵Hamburg**P 011****Targeted mass spectrometry detection of candidate human papillomavirus T cell epitopes for major HLA supertypes**

J. D. Förster, M. Salek, N. Vuckovic, K. Öhlenschläger, R. Köhler, M. Bonsack, A. B. Riemer

Heidelberg

P 012**Phenotypical and functional characterization of tissue-resident T cells during Helicobacter pylori infection with impact on prophylactic vaccination strategies**

V. Friedrich, M. Koch, R. Gong, R. Semper, B. Lugen, S. Jarosch, R. Mejias-Luque, M. Gerhard

Munich

P 013**Influence of HCMV variants expressing NKG2D ligands on immune cell activation**G. Meyer¹, R. Siemes¹, J. Kuehne¹, J. Keil¹, K. Beushausen¹, K. Wagner¹, L. Steinbrück¹, E. M. Borst¹, M.
Messlerle^{1,2}, C. Falk^{1,2}¹Hannover, ²Braunschweig/Hannover**P 014****Assessing the humoral immune response following SARS-CoV-2 infection in children with MULTICOV-AB**H. Renk¹, A. Dulovic², P. Henneke³, A. R. Franz¹, K.-M. Debatin⁴, N. Schneiderhan-Marra², A. Janda⁴,
R. Elling³, Baden-Württemberg COVID-19 in Children Study Group¹Tübingen, ²Reutlingen, ³Freiburg, ⁴Ulm**P 015****Vaccine to Inhibit Autochthonous Transmission of Hepatitis (VaccinATE)**I. Hrabal¹, K. Dinkelborg², P. Behrendt², M. Cornberg², H. Wedemeier², H. Völzke³, M. Eiden¹, M. Groschup¹¹Greifswald-Insel Riems, ²Hannover, ³Greifswald**P 016****MAIT cells from hematopoietic stem cell transplantation patients are less responsive to fungal stimulation**

S. Jahreis, S. Böttcher, S. Hartung, M. von Lilienfeld-Toal

Jena

P 017**“Invasive aspergillosis-on-chip” – a customisable disease model to study the impact of immune cell composition on *Aspergillus fumigatus* infection in the human lung**

M. T. N. Hoang, Z. Cseresnyés, S. Hartung, K. Rennert, A. S. Mosig, M. von Lilienfeld-Toal, M. T. Figge
Jena

P 018**Characterisation of MAIT cells in the antifungal immune response in a microfluidic “invasive aspergillosis-on-chip” disease model**

S. Grau, S. Jahreis, S. Hartung, Z. Cseresnyés, M. Hoang, K. Rennert, A. S. Mosig, M. T. Figge,
M. von Lilienfeld-Toal
Jena

P 019**Dendritic cell- and T cell-based immune therapies against Ebola virus disease**

C. Ojalá¹, B. Bodmer², T. Hoener², C. Muñoz-Fontela¹
¹Hamburg, ²Greifswald - Insel Riems

P 020**Predicting host dependency factors of pathogens in *Drosophila melanogaster* using machine learning**

O. Aromolaran¹, M. Oswald², T. Beder³, E. Adedeji¹, Y. Ajamma¹, J. Oyelade¹, E. Adebisi¹, R. Koenig²
¹Ota, Oton State, ²Jena, ³Kiel

P 021**Determinants of the liver mucosal immune barrier are distinctly regulated in biliary atresia correlating with disease progression**

J. Basenach, J. N. Hauser, A. Peschel, E. Sturm, C. Slavetinsky
Tübingen

P 022**Munich microfluidics based high-throughput PCR platform (Fluidigm Juno-Biomark HD)**

K. Held, C. Geldmacher, M. Hölscher
Munich

P 023**Viral glycoproteins induce NLRP3 inflammasome activation and pyroptosis in macrophages.**

H. Eissfeld¹, A. Simonis¹, T. Krey², M. Koch¹, S. Theobald¹, J. Rybniker¹
¹Cologne, ²Luebeck

P 024**Raman spectroscopy is a powerful tool to characterize the immune response to infection**

U. Neugebauer, D. Thomas-Rüddel, A. Ramoji, N. Arend, A. Pistiki, O. Ryabchikov, M. Kiehntopf,
T. Bocklitz, I. W. Schie, F. Bloos, I. Rubio, J. Popp, M. Bauer
Jena

P 025**Investigating the treatment shorting potential of sutezolid-containing regimens in a murine model with confirmed drug exposures**

K. Walter¹, L. te Brake², C. Hölscher¹, M. Hoelscher³, E. Svensson², N. Heinrich³
¹Borstel, ²Nijmegen, ³München

P 026**HIV vaccine design: Can we steer IgG recognition towards regions of viral vulnerability**

A. Horvath¹, G. Pollakis², L. Rogers¹, L.-A. Eller³, S. Joseph², H. Kibuuka⁴, S. Rerks-Ngarm⁵,
P. Pitisuttithum⁶, S. Nitayaphan⁶, B. Graham⁷, M. L. Robb³, R. Shattock², J. Weber², M. Hoelscher¹,
A. Kroidl¹, R. Wagner⁸, K. Held¹, C. Geldmacher¹
¹Munich, ²London, ³Silver Spring, ⁴Kampala, ⁵Nonthaburi, ⁶Bangkok, ⁷Bethesda, Maryland, ⁸Regensburg

P 027**Evaluation of neutralizing antibodies against SARS-CoV-2 infection**

L. Abassi¹, F. Bertoglio¹, P. Heine¹, U. Randl¹, T. Schirmann¹, M. Hustl¹, L. Čičin-Šain^{1,2}
¹Braunschweig, ²Hannover-Braunschweig

P 028**Early recognition of HCMV-pp65 antigen by CD8 T cells**

F. Khan^{1,2}, T. Müller³, M. A. Y. Durand^{1,2}, B. Kasmapour^{1,2}, D. Busch³, L. Čičin-Šain^{1,2}
¹Braunschweig, ²Hannover-Braunschweig, ³Munich

P 029**Neutrophil efferocytosis reprograms mitochondrial metabolism to switch alveolar macrophages to a pro-resolution phenotype at the cost of bacterial control**

J. Better¹, M. Wetstein¹, M. Langelage¹, M. Estiri¹, I. Kuznetsova¹, C. Malainou¹, I. Vazquez-Armendariz¹,
L. Kimmig², J. Wilhelm¹, I. Alexopoulos¹, N. Sommer¹, S. Herold¹, U. Matt¹
¹Giessen, ²Chicago

P 030**Impact of High Dose Vitamin D₃ Supplementation on Innate Immunity and Antimicrobial Functions in Adolescents with HIV-1 on ART**

C. Leszczczyk¹, K. Sichibalo¹, P. Kelly², S. Rowland-Jones³, U. E. Schaible¹, VITALITY-Team
¹Borstel, ²London, ³Oxford

P 031**A GMP-compatible protocol for the production of CCR5-edited CAR-T cells from HIV-positive patients**

L. I. Schwarze^{1,2}, N. Nuppenau¹, J. H. Müller¹, T. Sonntag¹, S. Wild³, S. Schmitz³, A. Uhde¹, B. Fehse^{1,2}
¹Hamburg, ²partner site Hamburg, ³Bergisch Gladbach

P 032**Innate immune responses and NLRP3 inflammasome activation induced by SARS-CoV-2 spike protein after vaccination**

J. Mudler, S. Theobald, A. Simonis, J. Rybniker
Cologne

P 033**MicroRNA-223 dampens neutrophil-mediated lung inflammation during pneumococcal pneumonia**

C. Gökeri¹, P. Pennitz¹, W. Groenewald¹, U. Behrendt¹, H. Kirsten², C. Zobel¹, S. Berger¹, G. Heinz¹, M.-F. Mashreghi¹, S.-M. Wienhold¹, K. Dietert¹, A. Dorhoi³, A. Gruber¹, M. Scholz¹, G. Rohde^{4,5}, N. Suttorp^{1,5}, CAPNETZ Study Group, M. Witzenthath^{1,5}, G. Nouailles¹

¹Berlin, ²Leipzig, ³Greifswald, ⁴Frankfurt/Main, ⁵Hannover

P 034**Blood cell-guided diagnosis and therapy monitoring of tuberculosis by using a novel artificial intelligence score**

P. Sanchez Carballo¹, M. Reimann¹, D. Schaub¹, E. Tolosa², C. Lange^{1,3,4}, J. Heyckendorf^{1,5}

¹Borstel, ²Hamburg, ³Lübeck, ⁴Houston (Texas), ⁵Kiel

P 035**T cell engager antibodies promote efficient recruitment of human PBMCs and reduction of HBV infection in the liver of humanized mice**

A. Volmar^{1,2}, O. Quitt³, T. Volz^{1,2}, L. Allweiss^{1,2}, U. Protzer^{3,4}, M. Dandri^{1,2}

¹Hamburg, ²Hamburg-Lübeck-Borstel-Riems and Heidelberg sites, ³Munich, ⁴Munich and Hamburg sites

P 036**Selective inhibition of conventional Protein kinase C isoforms restores the host response in a murine model of sepsis**

L. Xiong, D. Beyer, S. Neugebauer, O. Sommerfeld, S. Nietzsche, M. Westermann, A. T. Press

Jena

P 037**Antibiotic treatments and gut microbiome dysbiosis as deteriorating factors regarding cellular immunotherapeutic strategies against hematologic malignancies.**

C. Stein-Thoeringer

Heidelberg

P 038**Qualitätsgesichertes Biobanking - Akkreditierung der DZIF-Gewebebank**

I. M. Klein, C. Kaufhold-Wedel, A. Brobeil, P. Schirmacher

Heidelberg

P 039**Establishment of a HPV16 E6/E7-dependent vaginal tumor model in MHC-humanized mice for development of therapeutic HPV16 vaccination strategies**

S. Zottnick^{1,2}, S. Kruse^{1,2}, M. Bozza¹, A. L. Henneberg^{1,2}, A. Klevenz^{1,2}, R. Yang¹, F. Rösl¹, R. P. Harbottle¹, A. B. Riemer^{1,2}

¹Heidelberg, ²partner site Heidelberg

CHRONIC INFECTIONS**P 040****PHIMS-TB: Enhancing public health actions by an integrated molecular surveillance of tuberculosis in Germany**

T. Kohl¹, S. Kröger², F. Maurer¹, L. Bös², L. Paulowski¹, M. Merker¹, V. Dreyer¹, M. Diercke², M. Huska², S. Niemann¹, W. Haas²

¹Borstel, ²Berlin

P 041**Influence of early ART-initiation on dynamics and functionality of follicular CD8 cells**

S. Rieger¹, M. Münchhoff¹, K. Held¹, R. Stirner¹, R. Conca¹, I. Andrä¹, L. Rogers¹, K. Witter¹, E. Gersbacher¹, J. Eger¹, R. Pauli¹, N. Postel¹, C. D. Spinner¹, J. J. Vehreschild^{2,3}, M. Stecher³, H. Nitschko¹, J. Eberle¹, J. Bogner¹, R. Draenert¹, C. Geldmacher¹, J. Roeder¹

¹Munich, ²Frankfurt, ³Cologne

P 042**Immunogenicity and antiviral response of therapeutic hepatitis B vaccination in a mouse model of HBeAg-negative persistent HBV infection**

A. Kosinska, J. Festag, M. Mück-Häusl, M. Festag, T. Asen, U. Protzer

München

P 043**Persistence of HCV resistance-associated substitutions (RASs) after DAA treatment failure in patients with chronic hepatitis C**

J. Dietz¹, C. Graf¹, B. Müllhaupt², P. Buggisch³, J. M. Schattenberg⁴, K.-H. Peiffer¹, G. Dultz¹, T. Discher⁵, J. Schulze zur Wiesch³, T. Müller⁶, T. Berg⁷, C. Neumann-Haefelin⁸, S. Zeuzem¹, C. Sarrazin¹

¹Frankfurt am Main, ²Zürich, ³Hamburg, ⁴Mainz, ⁵Giessen, ⁶Berlin, ⁷Leipzig, ⁸Freiburg

P 044**Label-free, non-destructive visualization of intracellular bacteria using Coxiella burnetii as an example**

N. Unger, S. Eiserloh, E. Liebler-Tenorio, C. Schnee, C. Berens, U. Neugebauer

Jena

P 045**Longitudinal study on prevalence, genotype distribution and associated risk factors of oropharyngeal human papilloma virus (HPV) infection after transplantation (DZIF-Transplant Cohort)**

A. Klostermann, A. Iftner, K. Kegreiß, D. Pohle, The German Center for Infection Research (DZIF)

Transplant Cohort Consortium, Site Tuebingen, J. Hädicke-Jarboui, T. Iftner, T. Ganzenmueller
Tübingen

P 046**Hepatitis C virus adaptation for the generation of a HCV mouse model**

J. Sheldon¹, Q. Yuan¹, M. Winkler¹, N. Frericks¹, Y. Zhang¹, R. Brown², A. Carpentier¹, N. Gödecke³, S. Behme³, K. Rox³, F. Vondran¹, S. Pöhlmann⁴, D. Wirth⁵, T. Pietschmann¹

¹Hannover, ²Langen, ³Braunschweig, ⁴Göttingen, ⁵Braunschweig

P 047

Human stem cell-derived hepatocytes as a model for hepatitis D virus infection

H. Chi, Bingqian Qu, Angga Prawira, Rebecca M. Fu, Florian A. Lempp, Charlotte C. Decker, Zhenfeng Zhang, Viet Loan Dao Thi, Stephan Urban
Heidelberg

P 048

A novel bead-based multiplex assay for the simultaneous detection of Borrelia specific IgG/M class antibodies

J. Häring¹, M. J. Hassenstein², M. Becker¹, J. Ortmann², D. Junker¹, H. Klein³, C. von Eichel-Streiber³, A. Karch⁴, K. Berger⁴, T. Tchitchagua⁵, O. Leschnik⁵, M. Harries², D. Gorny², P. Hernández², B. Lange^{2,6}, S. Castell^{2,6}, G. Krause^{2,6}, A. Dulovic¹, M. Strenger², N. Schneiderhan-Marra¹
¹Reutlingen, ²Braunschweig, ³Bingen, ⁴Münster, ⁵Rodewisch, ⁶Hannover-Braunschweig

P 049

Establishment of a phenotypic Resistance-/Sensitivity-Test for Hepatitis C virus isolates from patient serum

N. Schäfer¹, C. Heuss¹, V. Laketa¹, U. Merle¹, J. Dietz², C. Sarrazin², P. Schnitzler¹, S. Olberg¹, V. Lohmann¹
¹Heidelberg, ²Frankfurt

P 050

Novel antivirals targeting the human cytomegalovirus alkaline nuclease UL98

T. Zhang¹, T. Potgieter¹, J. Rückert², M. Empting³, T. Schulz², W. Brune¹
¹Hamburg, ²Hannover, ³Saarbrücken

P 051

SPI-1 prolongs the intracellular survival and dissemination of Salmonella Typhimurium in macrophages

K. Ehrhardt¹, A.-L. Becker¹, J. Otte¹, S. Wagner², G. A. Grabl¹
¹Hannover, ²Tübingen

P 052

Neutrophil-associated signatures for point-of-care testing to introduce personalized host-directed therapy in tuberculosis

C. Leschczyk¹, A. Bollen¹, J. Heykendorf², A. Rachow³, D. Schwudke¹, C. Lange¹, U. E. Schaible¹, East European Study Site
¹Borstel, ²Kiel, ³Munich

P 053

Female genital tract disorders in rural Madagascar: a prevalence study on Female Genital Schistosomiasis, Human Papilloma Virus and Cervical Cancer.

P. Rausche^{1,2}, J.-M. Kutz^{1,2}, R. Rakotoarivelo³, T. Rasamoelina⁴, R. S. Rakotomalala⁵, S. Ratefiarisoa⁵, M. Hampf⁶, M. Lingenscheid^{1,2}, E. Lorenz^{1,2}, A. Jaeger^{1,2}, T. Gheit⁷, M. Tommasino⁷, R. Rakotozandrindrainy⁴, J. May^{1,2}, D. Fusco^{1,2}
¹Hamburg, ²Hamburg-Borstel-Lübeck-Riems, ³Fianarantsoa, ⁴Antananarivo, ⁵Mahajanga, ⁶Düsseldorf, ⁷Lyon

P 054

Microbiome alterations and the development of risk factors for irritable bowel syndrome in a cohort of German patients

D. Singh, V. Berndtke, M. Gerhard, R. Mejias-Luque, A. Schneider
München

P 055

Predicting HCMV reactivation and acute graft versus host disease in HSCT patients

P. Kay-Fedorov, C. Falk, E. Weissinger
Hannover

P 056

Do anti-TB drugs reach their target? – High resolution MALDI MS imaging provides information on drug penetration into necrotic granulomas

J. Kokesch-Himmelreich¹, A. Treu¹, K. Walter², A. Race¹, J. Dreisbach³, N. Heinrich³, M. Hölscher³, C. Hölscher², A. Römpf¹
¹Bayreuth, ²Borstel, ³Munich

P 057

Establishment of a laboratory developed quantitative HEV PCR assay on the cobas6800 high throughput system for the detecting of HEV 1-8 and rat HEV RNA

D. Nörz¹, M. Grunwald¹, K. Giersch¹, L. Allweiss¹, M. Dandri¹, S. Pischke¹, R. Johne^{1,2}, M. Lütgehetmann¹
¹Hamburg, ²Berlin

P 058

Diagnosing schistosomiasis in Madagascar: Is there a compromise between field applicable and laboratory-based approaches?

C. O. Doumbia^{1,2,3}, R. Rakotozandrindrainy⁴, R. R. Andry⁵, R. Razafindrakoto⁶, A. Zerbo^{1,7}, Y. Höppner¹, H. von Thien¹, P. Rausche^{1,2}, P. Klein¹, P. L. Corstjens⁸, G. J. van Dam⁸, A. Jaeger^{1,2}, N. G. Schwarz^{1,2}, E. Tannich^{1,2}, J. May^{1,2}, E. Lorenz^{1,2,9}, D. Fusco^{1,2}
¹Bernhard-Nocht-Strasse 74, D-20359, Hamburg, ²Hamburg-Borstel-Lübeck-Riems, ³Bamako, ⁴Antananarivo, ⁵Fianarantsoa, ⁶Antananarivo 101, ⁷Oviedo, ⁸Albinusdreef 2, 2333 ZA, Leiden, ⁹Mainz

P 059

Management einer komplizierten systemischen Salmonellen-Infektion bei Immunsuppression – ein Fallbericht

J. Bruns, V. Keitel, Z. Halloul, A. Kaasch, W. Obst
Magdeburg

P 060

Lessons from humoral immune protection in natural HCV infection to guide vaccine design

D. Bankwitz¹, A. Bahai², M. Labhun¹, T. Weber³, M. Doepke¹, C. Ginkel¹, L. J. Ströh¹, L. Dold³, P. Behrendt^{1,2}, M. Cornberg^{1,2}, J. Dietz⁴, C. Sarrazin^{4,5}, F. Klein^{2,3}, A. C. McHardy², T. Krey^{1,6,7}, T. Pietschmann^{1,2}
¹Hannover, ²Braunschweig, ³Köln, ⁴Frankfurt, ⁵Wiesbaden, ⁶Lübeck, ⁷Hamburg

P 061**Highly efficient small molecule inhibitors block LMP1 signaling and interfere with LCL and PTLD survival**

F. Giehler¹, S. Blazy², O. K. Tever¹, K. Rox³, A. Kany^{3,4}, K. Schorpp¹, S. Dornauer¹, K. Hadian¹, M. Empting^{3,4}, O. Plettenburg², A. Kieser¹

¹Munich, ²Hannover, ³Braunschweig, ⁴Saarbrücken

P 062**A Hepatitis C virus genotype 1b post transplant isolate with high replication efficiency in cell culture and its adaptation to infectious virus production in vitro and in vivo**

C. Heuss¹, P. Rothhaar¹, R. Burm², N. Schäfer¹, U. Merle¹, R. Bartenschlager¹, T. Krey³, V. Laketa¹, P. Meuleman², V. Lohmann¹

¹Heidelberg, ²Ghent, ³Lübeck

P 063**The K-APAT Study – Cologne Outpatient Parenteral Antimicrobial Therapy Program (OPAT)**

V. Brandes¹, N. Scholten¹, C. Lindemann¹, C. Leisse¹, N. Baade¹, C. Oberrohrmann¹, S. Peter¹, M. Günther¹, N. Jung^{1,2}, I. Suarez^{1,2}, G. Paul^{1,3}, C. Horn^{1,2}, P. Schommers^{1,2}, M. Augustin^{1,2}, G. Fätkenheuer^{1,2}, C. Lehmann^{1,2}

¹Cologne, ²Bonn-Cologne, ³Stuttgart

P 064**Analysis of IgG and IgM specific epitope signatures and maturation of IgG avidity in chronic HEV infection**

T. Schwarz¹, P. Tschek¹, B. Eberspächer¹, J. Hofmann¹, V. M. Corman¹
Berlin

P 065**Pathogenic CD8 T cells defined by longitudinal liver sampling in chronic hepatitis B patients starting antiviral therapy**

S. Nkongolo^{1,2}, D. Mahamed¹, A. Kuiper¹, J. D. Sanchez Vasquez¹, S. C. Kim³, A. Mehrotra¹, A. Patel¹, C. Hu¹, I. McGilvray¹, J. J. Feld¹, S. Fung¹, D. Chen³, J. J. Wallin³, A. Gaggari³, H. L. A. Janssen^{1,4}, A. J. Gehring¹

¹Toronto, ²Heidelberg, ³Foster City, ⁴Rotterdam

P 066**Surgical procedure time and mortality in patients with infective endocarditis caused by Staphylococcus aureus or Streptococcus species**

G. Paul^{1,2}, L. Ochs¹, C. Hohmann¹, S. Baldus¹, G. Michels³, C. Meyer-Schwickerath¹, G. Fätkenheuer¹, N. Mader¹, T. Wahlers¹, C. Weber¹, N. Jung¹

¹Cologne, ²Stuttgart, ³Eschweiler

P 067**The role of the restriction factor SMC5/6 complex in HBV infection and antiviral treatment in vivo**

L. Allweiss^{1,2}, M. Calaminus¹, K. Giersch¹, T. Volz¹, A. Piroso¹, M. Lütgehetmann^{1,2}, M. Dandri^{1,2}

¹Hamburg, ²Hamburg-Lübeck-Borstel-Riems Partner Site

P 068**Early identification of impaired T cell responses in patients with novel post-COVID syndrome (PCS)**

F. Heyn¹, S. Ullrich¹, S. Theobald¹, U. Sandaradura de Silva¹, M.-C. Albert¹, M. Schlotz¹, P. Schommers¹, L. Gieselmann¹, F. Dewald¹, E. Pracht¹, C. Horn¹, I. Suarez¹, V. Brandes¹, G. Fätkenheuer¹, H. Gruell¹, F. Klein¹, M. Hallek¹, H. Walczak¹, J. Rybnikier¹, C. Lehmann¹, M. Augustin¹
Cologne

P 069**Identification of small chemical compounds targeting capsid and virion assembly of Herpes Simplex Virus**

J. Villalvazo^{1,2}, L. Deng^{1,2}, T. Richardo¹, A. Pohlmann¹, A. Binz^{1,2}, A. Buch¹, D. Otoo¹, N. Arisetti^{2,3}, K. Wagner^{2,3,4}, R. Bauerfeind¹, T. F. Schulz^{1,2}, M. Brönstrup^{2,3}, M. Empting^{2,3,4}, B. Sodeik^{1,2}

¹Hannover, ²Hannover-Braunschweig Site, ³Braunschweig, ⁴Saarbrücken

P 070**Ungewöhnliche Präsentation eines zerebralen Tuberkuloms bei einem immunkompetenten 4-jährigen Jungen**

S. Wolff¹, A. Herz¹, M. Lauten¹, J. Gliemroth¹, T. Boppel¹, J. Rupp¹, F. Waldeck¹

Lübeck

P 071**Efficacy of albendazole and ivermectin based regimens for the treatment of microfilaremic loiasis in adult patients in Gabon: A randomized controlled assessor blinded clinical trial**

R. Zoleko-Manego^{1,2}, R. Kreuzmair¹, W. Ndoumba Nzebe¹, G. Mombo-Ngoma^{1,2}, M. Ramaharter²
¹Lambaréné, ²Hamburg

P 072**Panobinostat and Romidepsin enhance Tax transcription but only moderately Tax protein in Tax-expressing, HTLV-1-infected cultured and patients' T-cells**

A. P. Schnell¹, S. Kohrt¹, A. Aristodemou², G. P. Taylor², C. R. M. Bangham², A. K. Thoma-Kress¹

¹Erlangen, ²London

P 073**Assessment of tuberculosis disease activity in people living with HIV and infected with Mycobacterium tuberculosis**

I. Kroidl¹, M. I. Ahmed¹, S. Horn¹, C. Polyak^{2,3}, A. Esber^{2,3}, A. Parikh^{2,3}, L. A. Eller^{2,3}, H. Kibuuka⁴, M. Semwogerere⁴, B. Mwesigwa⁴, P. Naluyima⁴, J. Maswa⁵, E. Rono⁵, R. Loose¹, M. Hoelscher¹, J. Ake², C. Geldmacher¹

¹Munich, ²Silver Spring, ³Bethesda, ⁴Kampala, ⁵Kericho

P 074**Spatially resolved characterization of lung material from tuberculosis patients**

S. Marwitz¹, N. Shubladze², S. Vashakidze², U. Schaible^{1,3}, T. Dallenga^{1,3}

¹Borstel, ²Tbilisi, ³Borstel Site

P 075**Dynamics of humoral and T-cell immunity after two and three BNT162b2 vaccinations in people over 80 years old.**

A. J. Romero Olmedo¹, A. R. Schulz², S. Hochstätter¹, D. Das Gupta¹, H. Hirsland², D. Staudenraus¹, B. Camara¹, K. Volland¹, V. Hefter¹, S. Sapre¹, V. Krähling¹, H. Müller-Kräuter¹, H.-R. Chung¹, H. E. Me², C. Keller¹, M. Lohoff¹
¹Marburg, ²Berlin

P 076**Montelukast is a dual-purpose inhibitor of SARS-CoV-2 infection and virus-induced IL-6 expression identified by structure-based drug repurposing**

S. Donakonda, M. Luedemann, D. Stadler, C.-C. Cheng, U. Protzer, P. Knolle
 Munich

P 077**Establishing novel therapeutic compounds against Helicobacter pylori motility and flagella and target identification**

L. Patel¹, S. Suerbaum^{1,2}, N. Coombs¹, D. Pscheniza¹, K. Rox³, C. Falk⁴, A. Gruber⁵, O. Kershaw⁵, P. Chhatwal¹, U. Bilitewski³, M. Brönstrup³, C. Josenhans^{1,2}
¹80336 München, ²Muenchen, ³Braunschweig, ⁴Hannover, ⁵Berlin

P 078**Novel heterozygous IRF2BP2 mutations in COVID patients**

M. Anim¹, G. Sogkas¹, N. Camacho Ordonez², N. Dubrowinskaja¹, M. Proietti^{1,2}, B. Grimbacher², T. Witte¹, F. Atschekzei¹
¹Hannover, ²Freiburg

P 079**Sofosbuvir plus velpatasvir for 8 weeks in patients with acute hepatitis C: A multicenter, single arm, phase 2 Study (the HepNet acute HCV V study)**

B. Maasoumy¹, P. Ingiliz², C. D. Spinner³, C. Cordes², H.-J. Stellbrink⁴, J. Schulze zur Wiesch⁴, S. M. Schneeweiß⁵, K. Deterding⁵, T. Müller², J. Kahlhöfer¹, P. Dörge¹, M. von Karpowitz¹, M. P. Manns¹, H. Wedemeyer¹, M. Cornberg¹, The HepNet Acute HCV-V Study Group
¹Hannover, ²Berlin, ³München, ⁴Hamburg, ⁵Köln, ⁶Essen

P 080**Lipobiotin-capture magnetic bead assay for isolation, enrichment and detection of Mycobacterium tuberculosis from saliva**

J. Hansen¹, K. Kolbe¹, I. R. König², R. Scherliess³, M. Hellfritsch³, S. Malm¹, J. Zallet¹, D. Hillemann¹, K.-H. Wiesmüller⁴, C. Herzmann¹, J. Brandenburg¹, N. Reiling¹
¹Borstel, ²Lübeck, ³Kiel, ⁴Tübingen

P 081**Epidemiology of Pseudomonas aeruginosa in people with non-CF-bronchiectasis**

N. Cramer, I. M. Lüdemann, I. Rosenboom, L. Sedlacek, F. Ringshausen, T. Welte, B. Tümmler, N. Cramer
 Hannover

P 082**Competitive fitness experiments of Pseudomonas aeruginosa isolates in human and murine precision-cut lung slices**

N. Cramer, M. L. Nawrot, L. Wege, M. Dorda, C. Sommer, O. Danov, S. Wronski, A. Braun, D. Jonigk, S. Fischer, A. Munder, B. Tümmler
 Hannover

P 083**Competitive survival of longitudinal Pseudomonas aeruginosa isolates of Cystic Fibrosis patients in presence of neutrophil granulocytes**

P. Kuschnerow, A. Munder, N. de Buhr, A. C. Jirno, M. Ackermann, M. von Köckritz-Blickwede, B. Tümmler, N. Cramer
 Hannover

P 084**Patient-Reported Outcomes After Switching to a 2-Drug Regimen of Fixed-Dose Combination Dolutegravir/Lamivudine: 48-Week Results From the SALSA Study**

P. Kumar¹, A. Clarke², C. Jonsson-Oldenbüttele³, M. García Deltoro⁴, S. Di Giambenedetto⁵, C. Brites⁶, L. Hocqueloux⁷, P.-L. Lu⁸, J. Oyee⁹, J. Priest¹⁰, E. Blair¹⁰, A. Oglesby¹⁰, B. Wynne¹⁰, L. Gordon¹⁰, E. Letang¹¹, J. van Wyk⁹, S. Kreuzaler³, L. Evitt⁹
¹Washington, DC, ²Brighton, ³Munich, ⁴Valencia, ⁵Rome, ⁶Salvador, ⁷Orléans, ⁸Kaohsiung, ⁹Brentford, ¹⁰Research Triangle Park, ¹¹Madrid

P 085**Long-term Inflammation Biomarker Changes With Fostemsavir in Heavily Treatment-Experienced Adults With HIV-1: Exploratory Analyses of the Phase 3 BRIGHT Study**

A. Clark¹, D. Asmuth², S. Chabria³, A. Pierce⁴, P. Ackerman³, M. Wang⁵, F. Du⁵, J. Jeffrey⁴, J. Goldbach⁶, M. Lataillade³
¹Brentford, ²Sacramento, ³Branford, ⁴Research Triangle Park, ⁵Collegeville, ⁶Munich

P 086**Identification of potent HCMV trimer and pentamer specific neutralizing antibodies**

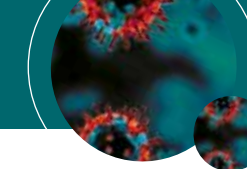
M. Zehner¹, M. Alt², A. Ashurov¹, K. Laib Sampaio³, R. Spies³, N. Weiler³, D. Stöhr³, C. Stegmann⁴, M. S. Ercanoglu¹, L. Gieselmann¹, C. Kreer¹, R. Lotfi³, B. J. Ryckman⁴, A. Krawczyk², C. Sinzger³, F. Klein¹
¹Cologne, ²Essen, ³Ulm, ⁴Missoula, Montana

P 087**The Stem Cell Niche of Mycobacterium tuberculosis**

P. Engling¹, G. F. Melchers², U. E. Schaible¹
¹Borstel, ²Berlin

P 088**Characterization of MEP pathway inhibitors in Mycobacterium tuberculosis as antitubercotics.**

V. Sonawane¹, A. Lacour², A. Hirsch², N. Reiling¹
¹Borstel, ²Saarbrücken



P 089

Novel Inhibitors against Kaposi's Sarcoma-associated Herpesvirus (KSHV)

A. Berwanger^{1,2}, *S. C. Stein*³, *A. Kany*¹, *B. Loretz*¹, *C.-M. Lehr*¹, *T. F. Schulz*^{2,3}, *M. Empting*^{1,2}

¹Saarbrücken, ²Braunschweig, ³Hannover

P 090

12-Month Outcomes of Dolutegravir (DTG) + Lamivudine (3TC) in ART-Naive and Pre-treated People Living With HIV in Germany: Real-world Data From the German URBAN Cohort

*S. Scholten*¹, *S. Noe*², *C. Wyen*¹, *D. Beer*³, *N. Postel*², *O. Degen*⁴, *R. Paul*², *H. Hillenbrand*⁵, *B. Westermayer*², *K. Dymek*², *S. Kreuzaler*², *J. Scherzer*²

¹Cologne, ²Munich, ³Aachen, ⁴Hamburg, ⁵Berlin

P 091

Efficacy and Safety Outcomes by BMI Category Over 48 Weeks in Phase 3/3b Cabotegravir and Rilpivirine Long-Acting Trials

*E. Elliot*¹, *J. Poll*², *P. Patel*², *L. Garside*³, *R. Grove*³, *V. Barnett*², *J. Roberts*⁴, *S. Ford*², *H. Crauwels*⁵, *E. Birmingham*⁶, *R. D'Amico*², *B. Baugh*⁷, *S. Kreuzaler*⁸, *M. Bosse*²

¹Madrid, ²Research Triangle Park, ³Brentford, ⁴Mississauga, ⁵Beerse, ⁶Raritan, ⁷Titusville, ⁸Munich

TROPICAL AND EMERGING INFECTIONS

P 092

Convalescent COVID-19 patients without comorbidities display similar immunophenotypes over time despite divergent disease severities

C.-F. Chu, *C. Zielinski*, *Jena*

P 093

Accuracy of rapid point-of-care antigen-based diagnostics for SARS-CoV-2: an updated systematic review and meta-analysis with meta regression analyzing influencing factors

*L. E. Brümmer*¹, *S. Katzenschlager*¹, *S. McGrath*², *S. Schmitz*³, *M. Gaedder*¹, *C. Erdmann*⁴, *M. Bota*⁵, *M. Grill*⁶, *J. Larmann*¹, *M. A. Weigand*¹, *N. R. Pollock*², *A. Mace*⁷, *B. Erkosar*⁷, *S. Carmona*⁷, *J. A. Sacks*⁷, *S. Ongarelli*⁷, *C. M. Denking*¹

¹Heidelberg, ²Boston, Massachusetts, ³Rotterdam, ⁴Münster, ⁵Hamburg, ⁶Mannheim, ⁷Geneva

P 094

Updates from a malaria birth cohort in rural Ghana

N. S. Struck^{1,2}, *R. Krumkamp*^{1,2}, *A.-M. Ginsbach*¹, *F. Boateng*³, *J. Brinkel*¹, *L. Rautmann*¹, *K. Oppong*³, *B. Agyemang*³, *J. Puradiredja*¹, *E. Lorenz*^{1,2,4}, *W. Loag*¹, *J. Kettenbeil*¹, *N. Sarpong*³, *J. H. Amuasi*³, *O. Maiga-Ascofaré*^{1,2}, *E. Mertens*¹, *J. May*^{1,2}

¹Hamburg, ²Hamburg-Borstel-Lübeck-Riems, ³Kumasi, ⁴Mainz

P 095

Differential recognition of live and heat-killed Orientia tsutsugamushi by Toll-like receptors 3, 7 and 13 in mice is associated with altered RNA content after inactivation

*J. Mehl*¹, *Z. Orfanos*¹, *L. Schulte*¹, *C. Kirschning*², *S. Bauer*¹, *C. Keller*¹

¹Philipps-University Marburg, ²University of Duisburg-Essen

P 096

Follow-up of survivors of Lassa Fever in Edo State, Nigeria: Study of correlates of immunity

A. Thielebein^{1,2}, *Y. Ighodalo*³, *T. Olokor*³, *R. Esumeh*³, *R. Omiunu*³, *A. Taju*³, *A. Ekanem*³, *M. Hinrichs*^{1,2}, *J. Müller*^{1,2}, *N. Akpede*³, *D. Ehichioya*^{1,3}, *D. Asogun*³, *D. Adomeh*³, *L. Oestereich*^{1,2}, *S. Duraffour*^{1,2}, *S. Günther*^{1,2}, *E. Ogbaini-Emovon*³

¹Hamburg, ²Partner site Hamburg, ³Irrua, Edo State

P 097

RNA from Orientia tsutsugamushi induces inflammation via TLR8 in human THP-1 macrophages

M. Wagner, *J. Mehl*, *L. Schulte*, *S. Bauer*, *C. Keller*

Marburg

P 098

The burden of pre-extensively and extensively drug-resistant tuberculosis among MDR-TB patients in Gabon

*J. B. P. Agbo Achimi Abdul*¹, *R. C. Mevyan*¹, *M. Epola Dibamba Ndanga*¹, *B. R. Adegbite*¹, *C. Mebiame Biyogho*¹, *J. R. Edoa*¹, *G. A. R. Mfoumbi Ibinda*^{1,2}, *A. A. Adegnika*^{1,3,4}, *M. P. Grosbusch*^{1,3,5}

¹Lambaréné, ²Franceville, ³Tübingen, ⁴Leiden, ⁵Amsterdam

P 099

Exploring beyond clinical routine SARS-CoV-2 serology using MULTICOV-AB

*M. Becker*¹, *M. Strengert*^{2,3}, *D. Junker*¹, *A. Dulovic*¹, *B. Traenkle*¹, *P. D. Kaiser*¹, *J. Häring*¹, *A. Zeck*¹, *U. Rothbauer*^{1,4}, *G. Krause*^{2,3}, *N. Schneiderhan-Marra*¹

¹Reutlingen, ²Braunschweig, ³Hannover, ⁴Tübingen

P 100

Bioavailability and Stability Enhanced Solid Oral Formulations of the Anti-Infective Corallopyronin A

*A. K. Krome*¹, *T. Becker*¹, *S. Kehraus*¹, *A. Schiefer*¹, *M. P. Hübner*¹, *K. Pfarr*¹, *T. Hesterkamp*², *G. M. König*¹, *A. Hoerauf*¹, *K. G. Wagner*¹

¹Bonn, ²Braunschweig

P 101

Two-stage development of a recombinant Modified Vaccinia virus Ankara expressing Lassa virus glycoprotein

*A. Tscherne*¹, *G. Kalodimou*¹, *J. H. Schwarz*¹, *S. Jany*¹, *A. Freudenstein*¹, *A. Volz*^{1,2}, *G. Sutter*¹

¹Munich, ²Hannover

P 102**Prevalence of opportunistic intestinal parasites in children under five years of age in the city of Nouna: Burkina Faso**

M. Nikiema¹, B. Coulibaly¹, A. Gneme², D. Kiemde¹, C. Dah¹, M. Bountogo¹, A. Ouedraogo¹, A. Sie¹

¹Nouna, ²Ouagadougou

P 103**Deep learning for histological analysis of onchocerciasis nodules**

J. M. Kuehlwein^{1,2}, D. A. Kuehlwein³, J. Poplawska⁴, B. Dubben¹, K. Fischer⁵, M. Bergmann⁶, M. Rickmers¹, M. Schmid¹, A. Y. Debrah⁷, S. Specht⁸, A. Hoerauf^{1,2}, U. Klarmann-Schulz^{1,2}

¹Bonn, ²Bonn-Cologne, ³Koeln, ⁴Wroclaw, ⁵St. Louis, ⁶Hamburg, ⁷Kumasi, ⁸Geneva

P 104**Development and Implementation of medicines for malaria and poverty-related infectious diseases: Next Generation Antimalarial Drugs**

G. Mombo-Ngoma^{1,2}, ¹Lambarene, ²Hamburg

P 105**Safety and Tolerability of Artemether-Lumefantrine + Atovaquone-Proguanil Tri-therapy for Treatment of uncomplicated Malaria in Adults and Adolescents in Gabon- ASAAP Project-Pilot Study.**

G. Mombo-Ngoma^{1,2,3}, D. G. Okwu¹, W. Ndzebe Ndoumba¹, E. Lorenz^{2,4}, C. Wagner², A. Jaeger²,

L.-B. Dimessa Mdadinga¹, M. Groger², J. Clain⁵, O. Maiga-Ascofare^{2,4,6}, C. the ASAAP²

¹Lambarene, ²Hamburg, ³Tubingen, ⁴Hamburg-Lubeck-Borstel-Riems, ⁵Paris, ⁶Kumasi

P 106**Update on the development of novel anthelmintics and novel models for preclinical testing**

F. Risch¹, A. Ehrens¹, M. Koschel¹, T. Aden¹, M. Fendler¹, U. Klarmann-Schulz¹, T. Becker¹, A.

Krome¹, K. G. Wagner¹, H. McSorley², K. Mäder³, A. Schiefer¹, K. Pfarr¹, A. Hoerauf¹,

M. P. Hübner¹

¹Bonn, ²Dundee, ³Halle (Saale)

P 107**Preclinical in vitro characterisation of two MVA vector viruses expressing the fusion and matrix proteins of Nipah virus**

G. Kalodimou¹, A. Tscherne¹, S. Veit¹, A. Freudenstein¹, S. Jany¹, C. C. Broder², A. Volz^{1,3}, G. Sutter¹

¹Munich, ²Bethesda, ³Hannover

P 108**Immunogenicity of the COVID-19 vaccine candidate MVA-SARS-2-S after short and long-term prime-boost schedules in pre-clinical vaccination**

G. Kalodimou¹, A. Tscherne¹, J. H. Schwarz¹, L. Limpinsel¹, C. Rohde^{2,3}, S. Halwe^{2,3}, V. Krähling^{2,3}, A.

Kupke^{2,3}, S. Jany¹, A. Freudenstein¹, S. Becker^{2,3}, A. Volz^{1,4}, G. Sutter¹

¹Munich, ²Marburg, ³Gießen-Marburg-Langen, ⁴Hannover

P 109**Soaking of Ebola virus VP40 crystals with small molecules paves the way for rational drug design using in silico methods**

A.-D. Werner¹, M. G. Papadopoulos¹, L. Laube¹, M. J. Norris², M. Daude¹, A. Heine¹, G. Klebe¹, E. Ollmann Saphire¹, W. Diederich¹, P. Kolb¹, S. Becker¹

¹Marburg, ²La Jolla

P 110**Oxidative stress in insecticide resistant Anopheles gambiae mosquitoes and impact on Plasmodium spp. development**

P. Hoerner, R. Logan, A. Böhmert, M. Ebeling, N. Vallon, V. Ingham

Heidelberg

P 111**Lassa virus persistence in its natural reservoir host, Mastomys natalensis**

C. Hoffmann, E. Pallasch, S. Wurr, S. Bockholt, N. Burckhardt, J. Müller, S. Günther, L. Oestereich

Hamburg

P 112**The O-150 LAMP assay provides a new field applicable tool for identifying Onchocerca volvulus infections from human skin biopsies and blackfly vectors**

K. Pfarr¹, R. A. Abong², G. N. Amambo², A. J. Njouendou², F. N. Nietcho², A. A. Hamid², M. Ritter¹,

A. A. Beng², M. E. Esum², J. Fru-Cho², F. F. Fombad², P. I. Enyong², Z. Li³, C. Carlow³, A. Hoerauf¹,

S. Wanji²

¹Bonn, ²Buea, ³Ipswich

P 113**Corallopyronin A: Successful non-GLP toxicity tests and advances in large-scale production support continued development to first in human trials**

A. Schiefer¹, M. Stadler², K. Wagner¹, R. Jansen², A. Krome¹, T. Becker¹, S. Kehraus¹, M. P. Hübner¹, A.

Ehrens¹, M. Grosse², G. M. König¹, S. Alt², R. Müller³, T. Hesterkamp², K. Pfarr¹, A. Hoerauf¹

¹Bonn, ²Braunschweig, ³Saarbruecken

P 114**Identification and validation of immunodominant Lassa virus CD8 T cell epitope**

O. Blake¹, J. Müller¹, Y. Ighodalo², A. Thielebein¹, A. Taju², D. Asogun², D. Adomeh², M. Pahlmann¹,

S. Duraffour¹, D. Wozniak³, L. Unrau¹, E. Pallasch¹, S. Günther¹, E. Ogbaini-Emovon², L. Oestereich¹

¹Hamburg, ²Irrua, ³Berlin

P 115**The Role of Non-Retroviral Integrated RNA Virus Elements of Ebola Virus in Immune Tolerance**

C. Henkel

Hamburg

P 116**The Antiviral Compound Testing Platform (ACTP) and its application to identify broad-spectrum antivirals**

H. Kim¹, S. Becker², C. Drosten³, G. Gabriel⁴, B. M. Kümmerer⁵, C. Meier⁶, S. Pleschka⁷, A. von Brunn⁸, J. Ziebuhr⁷, R. Bartenschlager¹

¹Heidelberg, ²Marburg, ³Berlin, ⁴Hannover, ⁵Bonn, ⁶Hamburg, ⁷Gießen, ⁸München

P 117**Increase in neutralizing antibodies and induction of epitope-specific humoral immunity after booster vaccination with vaccine candidate MVA-MERS-S against the Middle East Respiratory Syndrome**

A. Fathi^{1,2}, C. Dahlke^{1,2}, V. Krähling^{3,4}, A. Kupke^{3,4}, N. M. A. Okba⁵, M. Raadsen⁵, J. Heidepriem⁶, M. A. Müller⁷, G. Paris⁸, S. Lassen^{1,2}, M. Klüver^{3,4}, A. Volz⁸, T. Koch^{1,2}, M. L. Ly^{1,2}, M. Friedrich^{1,2}, R. Fux⁹, A. Tscherne⁹, G. Kalodimou⁹, S. Schmiedel^{1,2}, V. M. Corman⁷, T. Hesterkamp¹⁰, C. Drosten⁷, F. Löffler⁶, B. L. Haagmans⁵, G. Sutter⁹, S. Becker^{3,4}, M. M. Addo^{1,2}

¹Hamburg, ²Hamburg-Lübeck-Borstel-Riems, ³Marburg, ⁴Gießen-Marburg-Langen, ⁵Rotterdam, ⁶Potsdam, ⁷Berlin, ⁸Hannover, ⁹Munich, ¹⁰Braunschweig

P 118**Trans-kingdom cross talk: Investigating interactions between Orientia tsutsugamushi and influenza virus**

S. U. Sapre, E. Friebertshäuser, M. Matrosovich, C. Keller
Marburg

P 119**Multi-level inhibition of coronavirus replication by chemical ER stress**

M. S. Shaban¹, C. Müller¹, C. Mayr-Buro¹, H. Weiser¹, J. Meier-Soelch¹, B. V. Albert¹, A. Weber¹, U. Linne², T. Hain¹, N. Karl¹, N. Hofmann¹, S. Becker², S. Herold¹, M. L. Schmitz¹, J. Ziebuhr¹, M. Kracht¹

¹Giessen, ²Marburg

P 120**Mode of action and genetic engineering of Uridyl Peptide Antibiotics**

P.-H. Koutsandrea, R. Sonnengruen, H. Gross, B. Gust
Tuebingen

P 121**Besides strong inflammation, severe COVID-19 is determined by endothelial dysfunction and dysregulated cytokine networks**

L. Ruhl¹, I. Pink¹, J. Kuehne¹, K. Beushausen¹, J. Keil¹, S. Christoph¹, A. Sauer¹, L. Boblitz¹, J. Schmidt¹, S. David², H.-M. Jäck³, E. Roth³, M. Cornberg¹, T. F. Schulz¹, T. Welte¹, M. Höperl¹, C. S. Falk¹

¹Hannover, ²Zurich, ³Erlangen

P 122**User acceptance of and compliance with the eResearch System PIA for epidemiological infectious disease research**

J. Ortmann¹, J.-K. Heise¹, C. Frömke², I. Janzen¹, Y. Kemmling¹, S. Castell¹

¹Brunswick, ²Hanover

P 123**New workflow predicts drug targets against SARS-CoV-2 via metabolic changes in infected cells**

N. Leonidou, A. Renz, R. Mostolizadeh, A. Dräger

Tübingen

P 124**Comprehensive pathogen screening of urban rats**

C. Mehl¹, J. Panajotov¹, K. Schmid², D. Höperl¹, S. Niendorf³, S. Böttcher³, K. Schaufler⁴, A. Esther⁵, T. Eisenberg⁶, A. F. Mohammed⁶, E. Schmidt⁷, C.-T. Bock³, D. Hoffmann¹, S. Drewes¹, M. Beer¹, M. Pfeffer⁷, R. G. Ulrich¹

¹Greifswald-Insel Riems, ²Heidelberg, ³Berlin, ⁴Greifswald, ⁵Münster, ⁶Gießen, ⁷Leipzig

P 125**COVID-19 patient serum less potently inhibits ACE2-RBD binding for various SARS-CoV-2 RBD mutants**

D. Junker¹, A. Dulovic¹, M. Becker¹, M. Bitzer², S. Göpel², N. Schneiderhan-Marra¹

¹Reutlingen, ²Tübingen

P 126**Feasibility and Diagnostic Accuracy of Saliva-Based SARS-CoV-2 Screening in Educational Settings and Children Aged <12 Years**

M. Hoch¹, S. Vogel¹, U. Eberle², L. Kolberg¹, V. Gruenthaler¹, V. Fingerle², N. Ackermann², A. Sing², B. Liebl¹, J. Huebner¹, S. Kuttiadan¹, A. Rack-Hoch¹, M. Meyer-Buehn¹, T. Schober¹, U. von Both¹

¹Munich, ²Oberschleissheim

P 127**Relevance of BET Family Proteins and BET-Inhibitors in SARS-CoV-2 Infection and Pathogenicity**

M. Hohner¹, N. Ruetalo¹, D. Hu¹, R. Businger¹, U. Lauer¹, F. Ruoff², M. Templin², M. Schindler¹

¹Tübingen, ²Reutlingen

P 128**Inequalities and peripherality as determinants of geographical variability in COVID-19 vaccination coverage in Poland**

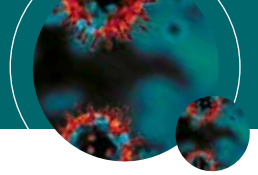
A. Jarynowski^{1,2}, M. Wójta-Kempa², V. Belik¹

¹Berlin, ²Wroclaw

P 129**Interference of mosquito-borne viruses by an insect specific virus: a novel control strategy**

M. Altinli¹, M. Leggewie¹, J. Schulze¹, J. Brink¹, S. Junglen², E. Schnettler¹

¹Hamburg, ²Berlin

**P 130****Identification of primary target cells of Lassa virus in vivo**

L. Unrau¹, O. Blake¹, D. Wozniak^{1,2}, E. Pallasch¹, S. Günther¹, L. Oestereich¹

¹Hamburg, ²Berlin

P 131**Development of a novel point-of-care diagnostic test for schistosomiasis**

Y. Hamway¹, S. Abdellatif^{1,2}, C. Prazeres da Costa¹

¹Munich, ²Linz

P 132**Pharmacokinetic Properties of the Irrua-Ribavirin-Regimen in the Treatment of Lassa Fever in Nigeria - a Prospective Observational Study**

M. Groger¹, C. Erameh², O. Edeawe², C. Kleist¹, S. Duraffour¹, F. Babatunde², J. Nwaturor², Y. Ighodalo², L. Oestereich¹, J. Hinzmann¹, J. Müller¹, M. Hinrichs¹, M. Pahlmann¹, C. Wagner¹, F. Sarpong¹, T. Koch¹, G. Eifediy², E. Ogbaini-Emovon², S. Okogbenin², S. Wicha¹, S. Günther¹, M. Ramharter¹, P. Akhideno²

¹Hamburg, ²Irrua

P 133**Differences in Humoral Response to SARS-CoV-2 Vaccination in Lung and Heart Transplant Recipients - Specified for IgG response to different Spike Protein Domains -**

J. Sauer¹, K. Beushausen¹, J. Keil¹, L. Ruhl¹, J. F. Kühne¹, M. Schael¹, J. Gottlieb¹, T. Welte¹, A. Haverich¹, C. S. Falk^{1,2}

¹Hannover, ²Hannover - Braunschweig

P 134**Serum biomarker and clinical analysis reveal an early fibroproliferative signature associated with COVID-19 end organ damage**

H. Maaß¹, M. Ynga Durand¹, M. Zoodtsma², M. Milošević³, F. Krstanović³, M. Pribanic Matesić³, S. Jonjić³, I. Brizić³, A. Šustić³, Y. Li², A. Protić³, L. Cicin-Sain^{1,2}

¹Braunschweig, ²Hannover, ³Rijeka

P 135**TB22 – a 22 gene signature for diagnosing TB**

M. Reimann^{1,2,3}, J. Heyckendorf^{1,2,3}, S. Marwitz^{1,4}, DZIF-TB cohort study group, T. Goldmann^{1,4}, C. Lange^{1,2,3,5}

¹Borstel/Sülfeld, ²Braunschweig, ³Lübeck, ⁴Gießen, ⁵Solna

¹Borstel/Sülfeld, ²Braunschweig, ³Lübeck, ⁴Gießen, ⁵Solna

P 136**Machine Learning Prediction of Malaria Vaccine Efficacy Based on Antibody Profiles After Immunization and Before and After CHMI**

J. Wistuba-Hamprecht¹, B. Reuter¹, R. Fendel^{1,2}, J. J. Campo³, S. L. Hoffman⁴, P. L. Felgner³, P. G. Kremsner^{1,2}, B. Mordmüller^{1,2,5}, N. Pfeifer¹

¹Tübingen, ²Lambaréné, ³Irvine, CA, ⁴Rockville, ⁵Nijmegen

¹Tübingen, ²Lambaréné, ³Irvine, CA, ⁴Rockville, ⁵Nijmegen

P 137**Intention-to-treat analysis: how to deal with missing values in onchocerciasis clinical trials with one-time-measurement outcomes**

B. Grützmacher¹, S. Specht², A. Y. Debrah³, M. Schmid¹, A. Hoerauf¹, U. Klarmann-Schulz¹

¹Bonn, ²Geneva, ³Kumasi

P 138**A broadly acting flavivirus capsid inhibitor - characterization and optimization of C10**

N. Ruetalo¹, J. Dürwald¹, L. Wiltzer-Bach¹, M. Benz¹, A. Schöbe², E. Herker², J. Müller³, J. Münch³, B. Schnierle⁴, R. König⁴, V. von Messling⁴, M. V. Gondim⁵, K. Schorpp⁵, K. Hadian⁵, S. Yang⁶, D. A. Jans⁶, M. Günther¹, S. Laufer¹, M. Schindler¹

¹Tübingen, ²Marburg, ³Ulm, ⁴Langen, ⁵Neuherberg, ⁶Melbourne

P 139**COVID-19 profile in Africa: Clinical course of COVID-19 in African setting and transmission pattern within households of COVID-19 patients**

Y. Honkpehedi^{1,2,3}, J.-R. Edoa¹, A. Garcia Naranjo¹, R. Adegbite^{1,4}, J. Zinsou^{1,2}, C. Mbavu², E. N'noh Dansou¹, M. Akotet-Bouyou⁵, B. Lell^{1,6}, M. Yazdanbakhsh³, A. Adegnika^{1,2,3}, on behalf of the AIDCO consortium

¹Lambaréné, ²Tübingen, ³Leiden, ⁴Amsterdam, ⁵Libreville, ⁶Vienna

P 140**Optimized adaptive T cell immunity upon SARS-CoV-2 breakthrough versus none-breakthrough infections?**

M. I.M. Ahmed^{1,2}, P. Diepers¹, C. Janke¹, M. Plank¹, T. M. Eser^{1,2}, R. Rubio-Acero¹, A. Fuchs¹, O. Baranov^{1,2}, N. Castelletti¹, B. Bauer¹, D. Wang¹, M. Prelog³, J. G. Liese⁴, C. Reinkemeyer¹, M. Hoelscher^{1,2}, P. Steininger⁵, K. Überla⁵, A. Wieser^{1,2}, C. Geldmacher^{1,2}, on behalf of the CoVaKo study group

¹Munich, ²München, ³Würzburg, ⁴Wuerzburg, ⁵Erlangen

P 141**SARS-CoV2-specific humoral and T-cell immune response after second vaccination in liver cirrhosis and transplant patients**

G. Schaub¹, D. Ruether¹, P. Duengelhof¹, F. Haag¹, T. Brehm¹, A. Hoffmann¹, A. Fathi¹, M. Wehmeyer¹, J. Jahnke-Triankowski¹, L. Fischer¹, M. Addo¹, M. Lütgehetmann¹, A. Lohse¹, J. Schulze zur Wiesch¹, M. Sterneck¹

Hamburg

P 142**Microfluidic impedance cytometry for complete blood count and malaria diagnostics**

P. Jain¹, U. Abbasi¹, S. Subramanian², P. G. Kremsner^{3,4}, T. P. Velavan^{3,5}

¹Bangalore, ²Ammerbuch, ³Tübingen, ⁴Lambaréné, ⁵Hanoi

P 143**In vitro and in vivo activity of the antimalarial pyronaridine against Schistosoma**

A. Kreidenweiss

Tübingen

P 144**Real-time field sequencing establishment in Guinea, 2021: unravelling the molecular origin of Ebola virus resurgence and Marburg virus disease emergence**

F. R. Koundouno^{1,2}, L. E. Kafetzopoulou^{1,3}, J. Hinzmann¹, Y. Sidibé², A. Renevey¹, K. Ifono², E. V. Nelson¹, G. Annibaldi¹, B. Soropogu², P. Lemey³, S. Günther¹, N. Magassouba², S. Duraffour¹

¹Hamburg, ²Conakry, ³Leuven

P 145**Early T cell mediated SARS-CoV-2 control in the upper airways reduces systemic inflammation**

T. M. Eser^{1,2}, M. Huth^{3,4}, O. Baranov^{1,2}, M. I. Ahmed^{1,2}, F. Deák^{1,2}, K. Held^{1,2}, K. Pekayvaz¹, A. Leuniger¹, L. Nicolai¹, R. Rubio-Acero¹, K. Puchinger¹, L. Obrich^{1,2}, K. Vanshylla⁵, F. Klein⁵, A. Wieser^{1,2}, M. Hölscher^{1,2}, I. Kroidl^{1,2}, J. Hasenauer^{3,4}, C. Geldmacher^{1,2}

¹Munich, ²Partner Site Munich, ³Neuherberg, ⁴Bonn, ⁵Cologne

P 146**Breadth and Specificity of the SARS-CoV-2 Non-Structural-Protein 12 (NSP12) specific CD4+ T-cell responses of acute and resolved COVID-19 patients**

T. Westphal^{1,2}, L. Cords¹, H. Karsten¹, M. Knapp¹, S. Schulte¹, L. Hermanussen¹, M. Mader¹, S. Pischke¹, R. Woost¹, M. Lütgehetmann¹, W. Kwok³, J. Sidney⁴, J. Schulze zur Wiesch^{1,2}

¹Hamburg-Eppendorf, ²Hamburg-Lübeck-Borstel-Riems, ³Seattle, ⁴La Jolla

P 147**Entfällt****P 148****SARS-CoV-2 antibody detection in saliva of children in Tübingen – The Coro-Buddy study**

C. Heinzl¹, Y. T. Pinilla¹, J. Held^{1,2,3}, R. Fendel^{1,2,3}, A. Kreidenweiss^{1,2,3}

¹Tübingen, ²Partner Site Tübingen, ³Lambaréné

P 149**A mosquito-transmittable blood stage-attenuated rodent malaria parasite for experimental vaccination – P. berghei**

A. G. Abdelrahim, L. Keiber, X. Zheng, M. Jäcklin, L. Zechel, F. Hentzschel, J. Sattler, F. Frischknecht
Heidelberg

P 150**Tetherin suppresses the release of SARS-CoV-2 spike protein-containing virosomes and is downregulated by the viral spike protein**

E. Hagelauer, D. Hu, S. Stopper, M. Schindler
Tübingen

P 151**Efficacy and safety of ivermectin for the treatment of Plasmodium falciparum infections in asymptomatic Gabonese adults – A randomized, double-blind, placebo-controlled trial**

D. Ekoka Mbassi^{1,2}, G. Mombo-Ngoma^{1,2}, J. Held³, D. G. Okwu², W. Ndzebe Ndoumba², L. C. Kalkman², F. A. Ekoka Mbassi^{1,2}, L. Pessanha de Carvalho³, J. Inoue³, M. Akinosho², L. B. Dimessa Mbadanga Weyat², E. K. Yovo², B. Mordmüller^{3,4}, A. A. Adegnika^{2,3}, M. Ramharter^{1,2,5}, R. Zoleko Manego^{1,2,3}

¹Hamburg, ²Lambaréné, ³Tübingen, ⁴Nijmegen, ⁵Partner Site Hamburg-Borstel-Lübeck-Riems

P 152**Corallopyronin A preclinical development: Efficacy in reducing Wolbachia and adult worms in the Litomosoides sigmodontis rodent model**

A. Ehrens¹, A. Schiefer¹, M. Stadler², K. Wagner¹, A. Krome¹, T. Becker¹, S. Kehraus¹, M. Große², T. Hesterkamp², A. Hoerauf¹, K. Pfarr¹, M. Hübner¹

¹Bonn, ²Braunschweig

P 153**The hamster model of severe COVID-19 indicates differential efficacy of authorized vaccines in the absence of immunopathogenesis**

A. Ebenig, M. V. Lange, R. Plesker, C. Kruip, T. Maier, M. Mühlebach
Langen

P 154**Protective effect of Ascaris lumbricoides infection on malaria recurrence among children and young adults living in endemic rural areas of Gabon**

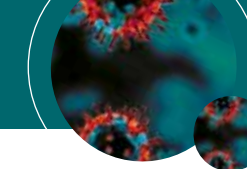
J. C. Dejon Agobé^{1,2,3}, J. R. Edoa^{1,2,3}, Y. J. Honkpehedji^{1,3,4}, J. F. Zinsou^{1,3}, B. R. Adégbité^{1,2,3}, T. G. Woldearegai³, B. Mordmüller^{3,5}, A. A. Adegnika^{1,3}

¹Lambaréné, ²Amsterdam, ³Tübingen, ⁴Leiden, ⁵Nijmegen

P 155**Entfällt****P 156****Circulating Anodic Antigen as a Diagnostic Marker for Measuring Treatment Success in Urogenital Schistosomiasis - preliminary results from the freeBILy-GAB study in Lambaréné Gabon**

J. Gerstenberg^{1,2}, Y. J. Honkpehedji^{1,2,3}, J. C. Dejon-Agobe^{1,2,4}, R. Rakotozandrindrainy⁵, R. A. Rakotoarivelo⁶, T. Rasamoelina⁶, E. Sicuri⁷, N. G. Schwarz⁸, P. L. A. M. Corstjens³, P. T. Hoekstra³, G. J. van Dam³, A. Kreidenweiss^{1,3}, A. A. Adegnika^{1,2,3}

¹Tübingen, ²Lambaréné, ³Leiden, ⁴Amsterdam, ⁵Antananarivo, ⁶Fianarantsoa, ⁷Barcelona, ⁸Hamburg

**P 157****Cyclosporin A Reveals Potent Antiviral Effects in Preclinical Models of SARS-CoV-2 Infection**

I. Kuznetsova¹, L. Sauerhering², A. Kupke², L. Meier², S. Halwe², C. Rohde², J. Schmidt², R. E. Morty¹, O. Danov³, A. Braun³, I. Vadász¹, S. Becker², S. Herold¹

¹Gießen, ²Marburg, ³Hannover

P 158**Optimized Antigen Enhances Efficacy of Next Generation Measles Vaccine-derived COVID-19 Vaccines**

*M. Lange, A. Ebenig, A. Auste, S. Muraleedharan, M. Dorn, M. Mühlebach
Langen*

P 159**Age-specific Contribution of Contacts to Transmission of SARS-CoV-2 in Germany until June 2021**

L. Rodiah¹, P. Vanella¹, A. Kuhlmann², M. Harries¹, V. Jaeger³, W. Bock⁴, B. Lange¹

¹Braunschweig, ²Hannover, ³Muenster, ⁴Kaiserslautern

P 160**Monitoring of zoonotic West Nile virus and Usutu virus - two emerging arboviruses circulate in the German bird population**

U. Ziegler, P. D. Santos, F. Bergmann, A. Günther, C. M. Holicki, B. Sadeghi, D. Höper, M. Keller, M. Eiden, M. Beer, F. J. Conraths, M. H. Groschup

Greifswald-Insel Riems

P 161**Mediators between Poverty and Malaria Incidence among Children in Ghana: Identifying targets for intervention**

S. T. Wafula¹, F. Boateng², L. Rautmann¹, A. Ginsbach¹, B. Agyemang², W. Loag¹, J. Kettenbeil¹, N. Sarpong², R. Krumkamp¹, J. Amuasi², O. Maiga-Ascofaré¹, E. Mertens¹, N. Struck¹, J. May¹, E. Lorenz^{1,3}, J. Brinkel¹, D. I. Puradiredja¹

¹Hamburg, ²Kumasi, ³Mainz

P 162**Stabilized SARS-CoV-2 spike antigen enhances vaccinia virus MVA vector vaccine immunogenicity and protective capacity**

C. Meyer zu Natrup¹, A. Tscherne², C. Dahlke^{3,4}, M. Ciurkiewicz¹, D.-L. Shin¹, A. Fathi^{3,4}, C. Rohde^{5,6}, G. Kalodimou², S. Halwe⁵, L. Limpinse², M. Klug⁷, M. Esen⁷, N. Schneiderhan-Marra⁸, A. Dulovic⁷, A. Kupke^{5,6}, K. Brosinski², S. Clever¹, L.-M. Schünemann¹, F. Armando¹, L. Mayer^{3,4}, M. Weskamm^{3,4}, S. Jany², A. Freudenstein², T. Tüchel¹, W. Baumgärtner¹, P. Kremsner^{7,9}, R. Fendel¹, M. M. Addo^{3,4}, S. Becker^{5,6}, G. Sutter², A. Volz¹

¹Hannover, ²Munich, ³Hamburg, ⁴Hamburg-Lübeck-Borstel-Riems, ⁵Marburg, ⁶Gießen-Marburg-Langen, ⁷Tübingen, ⁸Reutlingen, ⁹Lambarene

P 163**The TNF family member LIGHT drives alveolar macrophage death upon influenza infection enabling the establishment of secondary bacterial pneumonia**

C. Malainou¹, C. Peteranderl¹, U. Matt¹, A. I. Vazquez-Armendariz¹, J. Better¹, S. Günther², M. Looso², H. Schultheis², J. Hoppe³, T. Firsching³, A. Gruber³, S. Herold¹

¹Giessen, ²Bad Nauheim, ³Berlin

P 164**PAVON and the challenges of P. vivax malaria in sub-Saharan Africa: Providing the evidence and skills set towards malaria elimination**

I. Quaye

Accra

P 165**Three exposures to the spike protein of SARS-CoV-2 by either infection or vaccination elicit superior neutralization immunity to all variants of concern**

A. Priller¹, P. R. Wratil¹, M. Stern¹, N. Körber¹, T. Bauer¹, S. Yazici¹, C. Christa¹, S. Jeske¹, A. Willmann¹, K. Tinnefeld¹, H. Mijovic¹, J. Wettengel¹, D. Hoffmann¹, N. Graf¹, C.-C. Cheng¹, E. Vogel¹, H. Wintersteller¹, M. Feuerherd¹, M. Gerhard¹, O. Zelger¹, H. Roggendorf¹, M. Halle¹, J. Erber¹, P. Lingor¹, G. Almanzar², G. Lupoli¹, M. Albanese¹, E. Mejias-Pérez¹, S. Bauernfried¹, M. Vu¹, M. Muenchhoff¹, C. Dächert¹, S. Krebs¹, V. Fingerle³, A. Graf¹, P. Steininger⁴, H. Blum¹, V. Hornung¹, B. Liebl⁵, K. Überla⁴, M. Prelog², C. Winter¹, J. Ruland¹, O. Keppler¹, P. A. Knolle¹, U. Protzer¹

¹Munich, ²Würzburg, ³Oberschleißheim, ⁴Erlangen

P 166**Early risk assessment among household contacts of confirmed Mycobacterium tuberculosis cases by conventional and novel diagnostics (ERASE-TB)**

U. Panzner¹, D. Banze², E. Marambare³, C. Nhamuave², A. Mfiinanga⁴, H. Mwambola⁴, C. Khosa², N. E. Ntinginya⁴, C. Geldmacher¹, M. Hölscher¹, K. Held¹, K. Kranzer^{1,3,5}, N. Heinrich¹

¹Munich, ²Marracuene, ³Harare, ⁴Mbeya, ⁵London

P 167**Dissecting mechanisms of SARS-CoV-2 immune control in the upper airways: Harnessing the benefits of public single cell RNA sequencing data sets**

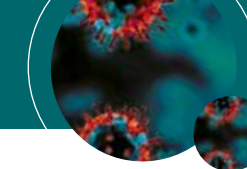
O. Baranov, T. M. Eser, K. Held, M. Hoelscher, C. Talavera-Lopez, C. Geldmacher

Munich

P 168**Infection and transmission risks in schools and contribution to the COVID-19 pandemic in Germany – a retrospective observational study using nation-wide and regional health and education agency notification data**

T. Heinsohn¹, B. Lange¹, P. Vanella^{1,2,3}, I. Rodiah¹, S. Glöckner¹, A. Joachim⁴, D. Becker⁵, T. Brändle⁶, S. Dhein⁷, S. Ehehalt⁸, M. Fries⁴, A. Galante-Gottschalk⁸, S. Jehnichen⁵, S. Kolkmann⁷, A. Kossow^{4,9}, M. Hellmich⁴, J. Dötsch⁴, G. Krause^{1,3}

¹Braunschweig, ²Rostock, ³Hannover, ⁴Cologne, ⁵Gottmadingen, ⁶Hamburg, ⁷Altenburg, ⁸Stuttgart, ⁹Muenster



P 169

Identification of genetic variants and expression quantitative trait loci in TB Sequelae

*L. Lin*¹, *K. Hatzikotoulas*², *G. Katsoula*², *O. Baranov*¹, *L. Rogers*¹, *J. Sutherland*³, *N. E. Ntinginya*⁴, *C. Khosa*⁵, *M. Rassool*⁶, *S. Charalambous*⁶, *M. Hölscher*¹, *C. Geldmacher*¹, *E. Zeggini*², *A. Rachow*¹, *K. Held*¹
¹Munich, ²Neuherberg, ³Fajara, ⁴Mbeya, ⁵Marracuene, ⁶Johannesburg

P 170

Assessment of malaria transmission intensity and insecticide resistance mechanisms in three rural areas of the Moyen Ogooué Province of Gabon

S. T. Boussougou-Sambe^{1,2}, *T. G. Woldearega*², *A. G. Doumba-Ndalembouly*¹, *B. Ngossanga*¹, *R. Beh Mba*¹, *R. J. Edoa*¹, *J. F. Zinsou*^{1,3}, *Y. J. Honkpehedji*^{1,3}, *U. Ateba Ngoa*¹, *J. C. Dejon-Agobé*^{1,4}, *S. Bormann*^{1,2}, *P. G. Kremsner*^{1,2}, *B. Mordmüller*^{1,2,5}, *A. A. Adegnika*^{1,2,6}
¹Lambaréné, ²Tübingen, ³Leiden, ⁴Amsterdam, ⁵Nijmegen, ⁶Cotonou

P 171

Platform for transcriptomic analyses of pathogen-specific T cells and other low-frequency cell types

*D. Wang*¹, *L. Rogers*¹, *M. I. M. Ahmed*¹, *T. M. Eser*¹, *I. Andrä*¹, *W. Mbuya*², *S. Rüger*¹, *M. Schiemann*¹, *J. Roeder*¹, *A. Kroidl*¹, *M. Hölscher*¹, *E. Beltrán*¹, *C. Geldmacher*¹, *K. Held*¹
¹Munich, ²Mbeya

P 172

Finding new drug combinations to fight Tuberculosis – Bioanalytical tools combined with computational analysis

*A.-C. Neumann-Cip*¹, *A. Burger*¹, *I. Assum*^{1,2}, *M. Menden*^{1,2}, *M. Hoelscher*¹, *A. Wieser*¹
¹Munich, ²Neuherberg

P 173

Characterization of antibody and T-cell response after second COVID-19 booster vaccination

*K. Grikscheit*¹, *Z. Ghodrati*¹, *H. Rabenau*¹, *M. Widera*¹, *A. Wilhelm*¹, *T. Toptan Grabmair*¹, *S. Hoehl*¹, *E. Layer*¹, *F. Helfritz*¹, *S. Ciesek*^{1,2}
¹Frankfurt am Main, ²External partner site Frankfurt

P 174

Multi-Drug Combination-Therapies to Prevent the Development of Drug ResistancePhase II Controlled Clinical Trial Assessing Candidate Regimens of Multiple-Antimalarial Combinations for the Treatment of Uncomplicated Malaria in Africa. MultiMal-Study

*J. C. D. Agobé*¹, *O. Maiga-Ascofare*^{2,3}, *C. Pfaffendorf*³, *S. Wicha*³, *A. A. Adegnika*^{1,4}, *M. Ramharter*³, *J. Mischlinger*³, *MultiMal Consortium*
¹Lambaréné, ²Kumasi, ³Hamburg, ⁴Tübingen

P 175

Characterization of the first reported cases of SARS-CoV-2 infections with Variant of Concern Omicron in Germany

*C. Christa*¹, *A. Priller*¹, *E. Vogel*¹, *M. Vu*¹, *P. Marmorstein*¹, *S. Yazici*¹, *G. Wilkens*¹, *A. Willmann*¹, *S. Jeske*¹, *P. R. Wratil*^{1,2}, *M. Stern*¹, *K. Tinnfeld*¹, *N. Körber*¹, *T. Bauer*^{1,2}, *B. Lieb*³, *O. T. Keppler*^{1,2}, *P. A. Knolle*^{1,2}, *U. Protzer*^{1,2}
¹Munich, ²Munich partner site, ³Oberschleißheim

P 176

Adapting face mask sampling to a pediatric setting – A laboratory report

L. Meiwes^{1,2}, *I. Kontsevaya*^{1,2,3}, *O. Dlamini*⁴, *G. Mtetwa*⁴, *A. Kay*^{4,5}, *A. DiNardo*⁵, *C. M. Williams*⁶, *M. R. Barer*⁶, *A. M. Mandalakas*⁵, *C. Lange*^{1,2,5}
¹Borstel, ²Lübeck, ³London, ⁴Mbabane, ⁵Houston, ⁶Leicester

P 177

The DZIF EX-TB cohort - characteristics of patients with extrapulmonary tuberculosis in Germany

M. Feldmann^{1,2}, *S. Rohr*¹, *S. Winter*¹, *M. Stecher*^{1,2}, *J.-J. Vehreschild*^{1,2}, *C. Lehmann*^{1,2}, *G. Plum*¹, *S. Knez*¹, *E. Pracht*¹, *A. C. Kretschmer*¹, *C. Horn*¹, *M. Augustin*^{1,2}, *V. Brandes*¹, *L. Biehl*^{1,2}, *P. Schommers*^{1,2}, *P. Stephany*¹, *G. Fätkenheuer*^{1,2}, *J. Rybniker*^{*1,2}, *I. Suárez*^{*1,2}
¹Cologne, ²Bonn-Cologne

P 178

Wie gut schützen COVID-19-Impfstoffe vor schwerer COVID-19-Erkrankung? Zwischenanalysen einer bundesweiten Krankenhausbasierten Fall-Kontroll-Studie

*A. Stolaroff-Pépin*¹, *C. Peine*¹, *T. Herath*¹, *J. Lachmann*¹, *A. Dörre*¹, *A. Nitsche*¹, *J. Michel*¹, *M. Grossegessse*¹, *N. Hofmann*¹, *T. Rinner*¹, *T. Meyer*¹, *B. Dörner*¹, *D. Stern*¹, *F. Treindl*¹, *S. Hein*², *L. Wewel*², *E. Hild*², *D. Oberle*², *S. Gläser*¹, *H. Schühlen*¹, *C. Isner*¹, *A. Peric*¹, *A. Ghouzi*³, *M. Burkert*⁴, *A. Reichardt*¹, *M. Janneck*⁴, *G. Lock*⁴, *O. Wichmann*¹, *T. Harder*¹
¹Berlin, ²Langen, ³Düsseldorf, ⁴Hamburg

P 179

Recombinant anti-Bunyavirus Vaccine Candidates Based on Live-attenuated Measles Virus

M. R. Gadalla, *C. Hörner*, *A. Fiedler*, *F. Haas*, *M. D. Mühlebach*
 Langen(Hessen)

P 180

Gewebesammlung für die Pandemie-Forschung – Das COVID-19 Autopsie- und Bioproben-Register Baden-Württemberg

I. M. Klein, *L. Hartmann*, *L. M. Domke*, *P. Schirmacher*
 Heidelberg

P 181

Precinical immunogenicity of MVA-SARS-2-S candidate vaccines in heterologous prime-boost immunizations using wild-type and variant SARS-CoV-2 spike antigens

*A. Tscherne*¹, *G. Kalodimou*¹, *C. Rohde*², *A. Kupke*², *S. Jany*¹, *A. Freudenstein*¹, *J. H. Schwarz*¹, *L. Limpinsel*¹, *K. Brosinski*¹, *S. Becker*², *A. Volz*^{1,3}, *G. Sutter*¹
¹Munich, ²Marburg, ³Hannover

P 182

Identifying SARS-CoV-2 host factors from large scale perturbation screens employing machine learning

*A. Vera-Guapi*¹, *T. Beder*², *M. Oswald*¹, *H. Erfle*³, *T. Toptan*⁴, *R. Koenig*¹
¹Jena, ²Kiel, ³Heidelberg, ⁴60596 Frankfurt am Main

P 183**Whole genome analysis provides evidence for the existence of two sympatric *Mansonella* species: *Mansonella perstans* and *Mansonella* sp. “DEUX”**

*M. Rodji*¹, *C. Gross*¹, *T. Lucas Sandri*¹, *L. Berner*¹, *E. Kocak*¹, *S. Agnandji*^{1,2}, *A. Kreidenweiss*^{1,2}, *S. Ossowski*¹, *J. Held*^{1,2}

¹Tübingen, ²Lambaréné

P 184**Increasing immune activation in patients with advanced stage filarial lymphedema**

*S. Horn*¹, *A. Feichtner*¹, *A. Ngenya*², *M. Demetrius*², *Y. Mgaya*², *J. Osei-Mensah*³, *V. S. Opoku*³, *U. Klarman-Schulz*⁴, *J. Kuehlwein*⁴, *M. Ritter*⁴, *A. Hoerauf*⁴, *M. Hoelscher*¹, *A. Kilinga*², *A. Y. Debrah*³, *I. Kroidl*¹

¹Munich, ²Dar es Salaam, ³Kumasi, ⁴Bonn

P 185**High-resolution analysis of individual spike peptide-specific CD4⁺ T-cell responses in vaccine recipients and COVID-19 patients**

H. Karsten, *L. Cords*, *T. Westphal*, *M. Knapp*, *T. T. Brehm*, *R. Woost*, *C. Ackermann*, *M. Wittner*, *M. M. Addo*, *J. Schulze zur Wiesch*

Hamburg

P186**Steps towards Phase I – drug substance and drug product development of Corallopyronin A**

*M. Große*¹, *K. Wagner*², *T. Becker*², *A. Krome*², *R. Jansen*¹, *D. Pogorevc*³, *A. Schiefer*², *S. Alt*¹, *R. Müller*³, *T. Hesterkamp*¹, *K. Pfarr*², *M. Stadler*¹, *A. Hoerauf*²

¹Braunschweig, ²Bonn, ³Saarbrücken

ANTIMICROBIAL RESISTANCE**P 187****Evaluation of Bacteriophages targeting *Escherichia coli* including Extended-Spectrum Beta-Lactamase (ESBL)-Producing Isolates – First Results of the IDEAL-EC study**

A. Y. Classen^{1,2}, *M. J. Vehreschild*^{1,3}, *H. Seifert*¹, *A. Hamprecht*^{1,4}, *P. G. Higgins*¹, *I. H. E. Korff*², *S. V. Walker*¹, *L. Biehler*¹, *J. J. Vehreschild*^{1,3}, *J. Wittmann*², *C. Rohde*²

¹Cologne, ²Braunschweig, ³Frankfurt, ⁴Oldenburg

P 188**A stable isotope-labeled marker amino acid enables quantification of the antimicrobial peptide Pep19-2.5**

*S. Wohlfart*¹, *M. Kilian*¹, *P. Storck*¹, *T. Gutsmann*², *K. Brandenburg*³, *W. Mier*¹

¹Heidelberg, ²Borstel, ³Borstel

P 189**INCATE: Supporting innovators to fight drug-resistant infections**

*S. Alt*¹, *F. Klob²*, *D. Haggstrom*³, *H. Kessmann*³

¹Braunschweig, ²Jena, ³Basel

P 190***Mycobacterium tuberculosis* complex bacteria (MTBC) adaptation to antibiotics: Evolution informed tuberculosis treatments**

T. Walz, *L. Sonnenkalb*, *S. Niemann*

Borstel

P 191**IFN- β is downregulated by cyclophilin and SARS-CoV-2 nucleocapsid N protein**

P. Li, *Y. Ma-Lauer*, *J. Liu*, *Y. Ru*, *B. von Brunn*, *A. von Brunn*

München

P 192**Pharmacokinetic evaluation of FU002 as new treatment option for vancomycin- and linezolid-resistant enterococci**

*J. Werner*¹, *F. Umstätter*¹, *L. Zerlin*¹, *E. Mühlberg*¹, *C. Kleist*¹, *K. D. Klika*¹, *T. Hertlein*², *C. Domhan*¹, *S. Zimmermann*¹, *K. Ohlsen*², *U. Haberkorn*¹, *W. Mier*¹, *P. Uhl*¹

¹Heidelberg, ²Würzburg

P 193**The Global AMR R&D Hub: Global knowledge centre and driving force for evidence-based AMR advocacy**

U. Lamichhane, *T. Herfurth*, *R. Sudbrak*, *L. A. Ogilvie*

Berlin

P 194**Highly Active Daptomycin-Peptide-Conjugates with Ca²⁺-Independent Mode of Action**

*F. Umstätter*¹, *S. Rasheed*^{2,3}, *E. Mühlberg*¹, *T. Hertlein*⁴, *C. Domhan*¹, *K. D. Klika*¹, *C. Kleist*¹, *J. Werner*¹, *S. Zimmermann*¹, *B. Beijer*¹, *K. Ohlsen*⁴, *U. Haberkorn*¹, *M. Koch*², *M. Bischoff*⁵, *R. Müller*^{2,3}, *J. Herrmann*^{2,3}, *W. Mier*¹, *P. Uhl*¹

¹Heidelberg, ²Saarbrücken, ³Braunschweig, ⁴Würzburg, ⁵Homburg

P 195**Fragment-based carbapenemase inhibitor with bacteriostatic activity**

*E. Kalfopoulou*¹, *D. Norman*¹, *V. Napolitano*^{1,2}, *M. Bostock*^{1,2}, *V. Korotkov*³, *M. Sattler*^{1,2}, *M. Brönstrup*³, *G. Popowicz*^{1,2}, *H. Meyer*¹

¹Munich, ²Neuherberg, ³Braunschweig

P 196**Novel lead compound discovery for inhibition of *Mycobacterium tuberculosis* major virulence factor ESX-1**

R. Gries, *E. van Gumpel*, *J. Chhen*, *S. Theobald*, *M. Dal Molin*, *J. Rybniker*

Cologne

P 197**Prevalence, risk factors and molecular epidemiology of mcr-1-encoding *Escherichia coli* in patients in Germany**

*S. Delfani*¹, *I. Horme*², *J. Falgenhauer*², *C. Imirzalioglu*², *H. Seifert*³, *N. Käding*⁴, *A. Dinkelacker*⁵, *S. Walker*³, *G. Rose*⁶, *A. Kola*⁶, *K. Schmauder*⁵, *J. Rupp*⁴, *D. Tobys*³, *T. Chakraborty*², *L. Falgenhauer*²

¹Khorramabad, ²Giessen, ³Cologne, ⁴Lübeck, ⁵Tuebingen, ⁶Berlin

P 198**Corallopyronin A is an effective antibiotic against multi-resistant *Neisseria gonorrhoeae***

*K. Pfarr*¹, *J. Balthazar*², *J. Edwards*³, *S. Acar*¹, *M. Grosse*⁴, *R. Jansen*⁴, *M. Stadler*⁴, *A. Schiefer*¹,
*T. Hesterkamp*⁴, *A. Hoerauf*¹, *W. Shafer*²

¹Bonn, ²Atlanta, ³Columbus, ⁴Braunschweig

P 199**Contribution of the RND efflux pump regulatory system AdeRS in susceptibility to biocides in *Acinetobacter baumannii***

C. Meyer, *K. Lucaßen*, *S. Gerson*, *K. Xanthopoulou*, *T. Wille*, *H. Seifert*, *P. G. Higgins*

Cologne

P 200**Prospective evaluation of targeted next-generation sequencing of *Mycobacterium tuberculosis* complex strains in routine diagnostics in Germany**

*D. Nadarajan*¹, *P. Becker*¹, *M. Kuhns*¹, *C. Utpatel*¹, *I. Barilar*¹, *V. Dreyer*¹, *F. P. Maurer*^{1,2}, *S. Niemann*¹

¹Borstel, ²Hamburg

P 201**Development and integration of glycopeptide-resistant-enterococci rapid detection kit into routine clinical care (INTEGRATE)**

*M. Gonzalez-Rodriguez*¹, *S. Mertins*¹, *L. Maus*¹, *F. Grein*², *S. Rieg*³, *P. G. Higgins*¹, *A. Klimka*¹

¹Cologne, ²Bonn, ³Freiburg

P 202**Strengthening Diagnostic Laboratories in Rural Ghanaian Hospitals – An Integrated Approach to Tackle Antimicrobial Resistance**

M. M. Lamshöft^{1,2}, *C. Wiafe Aketen*³, *K. Oppong*³, *L. Mawuli Aglanu*³, *R. Moirongo*¹, *W. Loag*¹, *O. Maiga Ascofaré*^{1,2,3}, *E. Lorenz*^{1,2}, *J. May*^{1,2}, *D. Eibach*¹, *D. Dekker*^{1,2}, *J. Amuas*³

¹Hamburg, ²Hamburg-Lübeck-Borstel-Riems, ³Kumasi

P 203**Development of an immunochromatographic lateral flow assay to rapidly detect OXA-23-, OXA-40- and OXA-58-mediated carbapenem resistance determinants in *Acinetobacter baumannii***

*S. Mertins*¹, *P. G. Higgins*¹, *C. Thunissen*², *Q. Gillemann*², *P. Mertens*², *M. Krönke*¹, *A. Klimka*¹

¹Cologne, ²Gembloux

P 204**High-Dose Second-Line Treatment under Therapeutic Drug Monitoring in two Patients with pre-XDR- and XDR-TB**

*N. Köhler*¹, *R. Aarnoutse*², *P. Abel zur Wiesch*³, *S. Andres*¹, *R. A. Bonomo*⁴, *E. Choong*⁵, *F. Clarelli*³,
*L. Decoster*⁶, *A. R. DiNardo*⁶, *H.-P. Grobbee*¹, *J. Heyckendorf*¹, *D. Hillemann*¹, *H. Hoffmann*⁷, *B. Kalsdorf*¹,
*C. König*⁸, *M. Kuhns*¹, *A. Martinecz*³, *F. Maurer*^{1,9}, *M. Merker*¹, *S. Niemann*¹, *C. A. Peloquin*⁹, *D. Schaub*¹,
*T. Schön*¹⁰, *D. Schwudke*¹, *D. Strelec*¹¹, *M. Teulen*², *N. Verougstraete*¹², *A. Verstraete*¹², *F. Marwitz*¹,
*J. Werngren*¹³, *S. G. Wicha*³, *P. Sanchez Carballo*¹, *C. Lange*^{1,6,14}

¹Borstel, ²Nijmegen, ³Tromsø, ⁴Cleveland (Ohio), ⁵Lausanne, ⁶Houston (Texas), ⁷Gauting, ⁸Hamburg,

⁹Gainesville (Florida), ¹⁰Linköping, ¹¹Klenovnik, ¹²Ghent, ¹³Solna, ¹⁴Lübeck

P 205**Workflow for modeling microbial community interactions applied to *Dolosigranulum pigrum* and *Staphylococcus aureus* within the human nose**

R. Mostolizadeh, *M. Glöckler*, *A. Dräger*

Tübingen

P 206**Structure-Based Discovery of Novel Bacterial Sliding Clamp (DnaN) Inhibitors**

*W. A. M. Elgaher*¹, *S. Rasheed*¹, *P. Luka*², *J. Herrmann*¹, *S. Jergic*³, *N. E. Dixon*³, *N. Reiling*⁴,
*W. Blankenfeldt*², *R. Müller*¹, *A. K. H. Hirsch*¹

¹Saarbrücken, ²Braunschweig, ³Wollongong, ⁴Borstel

P 207**Bioinformatics tools to guide the discovery of new natural products**

M. Adamek, *S. Mantri*, *M. D. Mungan*, *N. Ziemert*

Tübingen

P 208**Genetic landscape of third-generation cephalosporin-resistant and carbapenem-resistant *Klebsiella pneumoniae* complex upon hospital admission in Germany**

*K. Xanthopoulou*¹, *J. Wille*¹, *S. V. Walker*¹, *V. Persy*¹, *C. Imirzalioglu*², *D. Tobys*¹, *K. Lucaßen*¹, *H. Seifert*¹,
*P. G. Higgins*¹, for the DZIF-R-NET Study Group

¹Cologne, ²Giessen

P 209**Multispecies carriage of KPC-2: an outbreak related to the mobilome**

K. Xanthopoulou, *J. Wille*, *V. Persy*, *T. Burgwinkel*, *K. Lucaßen*, *J. Zweigener*, *A. Meißner*, *H. Seifert*,
P. G. Higgins

Cologne

P 210**The RNA polymerase inhibitor corallopyronin A has a lower frequency of resistance than rifampicin in *Staphylococcus aureus***

*K. Pfarr*¹, *J. Balansky*¹, *C. Szekat*¹, *T. Aden*¹, *M. Grosse*², *R. Jansen*², *T. Hesterkamp*², *A. Schiefer*¹,
*M. Stadler*², *A. Hoerauf*¹, *G. Bierbaum*¹

¹Bonn, ²Braunschweig

P 211**C25-modified rifamycin derivatives with improved activity against *Mycobacterium abscessus***

*L. Paulowski*¹, *K. Beckham*², *M. Johansen*³, *L. Berneking*², *N. Van*⁴, *Y. Degefu*⁴, *S. Staack*², *F. Vasquez Sotomayor*^{1,2},
*L. Asar*², *H. Rohde*², *B. Aldridge*⁴, *M. Aepfelbacher*², *A. Parret*^{2,5}, *M. Wilmanns*², *L. Kremer*³,
K. Combrink^{6,7}, *F. Maurer*^{1,2}

¹Borstel, ²Hamburg, ³Montpellier, ⁴Medford, MA, ⁵Beerse, ⁶Laredo, TX, ⁷Bryan, TX

P 212**Comparative analysis of surface sanitization protocols on the bacterial community structures in the hospital environment**

T. E. Klassert¹, C. Zubiria-Barrera¹, R. Neubert¹, M. Stock¹, A. Schneegans¹, M. López², D. Driesch¹, P. Gastmeier³, H. Slevogt¹, R. Leistner³

¹Jena, ²La Laguna, ³Berlin

P 213**Description of epidemiological and genetic characteristics of vancomycin-resistant Enterococcus faecium isolates in a university children's hospital in Germany – 2019 to 2020**

I. Trautmannsberger¹, L. Kolberg¹, M. Meyer-Bühn¹, J. Hübner¹, G. Werner², R. Weber², V. Heselich¹, S. Schröpf¹, U. von Both¹

¹Munich, ²Wernigerode

P 214**Exploring the unexplored - AMR and ABS research in DZIF-CRU, Tübingen**

P. Beryl¹, S. Göpel¹, A. Savoldi^{1,2}, P. Shamsrizi^{1,3}, A. Gorska², N. Babu Rajendran¹, K. Schmauder¹, N. Conzelmann¹, S. Eisenbeis¹, E. Tacconelli^{1,2}

¹Tübingen, ²Verona, ³Hamburg

P 215**Carbapenem-resistant Citrobacter spp. as an emerging concern in the hospital-setting:****Results from a genome-based regional surveillance study**

Y. Yao¹, L. Falgenhauer¹, J. Falgenhauer¹, P. Heinmüller², M. Fritzenwanker¹, A. M. Hauri³, E. Domann¹, T. Chakraborty¹, C. Imirzalioglu¹

¹Gießen, ²Dillenburg, ³Braunschweig

P 216**First application of the ClinTb antibiotics platform for preclinical research of nanocarrier based drug delivery system**

F. Marwitz¹, G. Hädrich², K. Besecke³, M. Furch³, L. A. Dailey², D. Schwudke¹

¹Borstel, ²Vienna, ³Düsseldorf

P 217**Regulation of lugdunin biosynthesis and transport**

L. Reetz, B. Krismer, A. Peschel

Tübingen

P 218**Experimental and bio-informatic determination of mutation rates in highly multi-drug resistant Mycobacterium tuberculosis lineages**

E. Rousseau¹, H. Schulenburg², T. Wirth³, M. Merker¹, S. Niemann¹

¹Borstel, ²Kiel, ³Paris

P 219**Characterization of the novel antimicrobial peptide epilancin A37 from Staphylococcus epidermidis**

B. Winnerling¹, J.-S. Puls¹, J. Power², D. Brajtenbach¹, A. Krüger¹, U. Kubitschek¹, S. Heilbronner², F. Grein¹

¹Bonn, ²Tübingen

P 220**Modified Appelmans protocol for in vitro Klebsiella pneumoniae phage host range expansion**

N. Jakob¹, A. Filippov², D. Friese¹, B. Swierczewski², R. Kevorkian², R. Wölfel¹, J. J. Bugert¹

¹Munich, ²Silver Spring, MD

P 221**Development of an in vitro gut model as preclinical test system for decolonization strategies**

T. Fließwasser, F. Grein

Bonn

P 222**Resistant Aspergillus fumigatus – a new threat?**

M. M. Rüttrich¹, G. Walther¹, S. Hartung¹, O. Kurzai^{1,2}, M. von Lilienfeld-Toal¹

¹Jena, ²Würzburg

P 223**THCz: Synthetic small molecules that target the bacterial cell wall precursor lipid II**

K. Ludwig¹, E. Reithuber², M. Rausch¹, A. Müller¹, F. Grein¹, S. Normark², B. Henriques-Normark², T. Schneider¹

¹Bonn, ²Stockholm

P 224**Resistance patterns among multidrug-resistant tuberculosis patients in Gabon: Trends-over-time analysis of the national surveillance data and impact of Xpert MTB/RIF and decentralized care on case-finding**

B. R. Adegbite¹, J. B. P. Achimi Agbo Abdul¹, A. A. Adegnika², M. P. Grobusch³

¹Lamabrene, ²Tübingen, ³Amsterdam

P 225**MraY from Pseudomonas aeruginosa is inhibited by uridyl-peptide antibiotics**

J.-M. Daniel¹, M. Arts¹, B. Gust², H. Groß², T. Schneider¹

¹Bonn, ²Tübingen

P 226**Entwicklung eines Anamnese-basierten Algorithmus für das Delabeling von Penicillinallergien bei hospitalisierten Patient:innen**

T. Koch, H. Leubner, T. T. Brehm

Hamburg

P 227**Antimicrobial Profile of Acinetobacter spp. from clinical isolates of patients in rural Ghana**

C. W. Akenten¹, R. Moirongo², M. Lamshöft², J. Amuasi¹, J. Ankomah¹, K. Baffour¹, O. M. Ascofaré¹, W. Loag², E. Lorenze², J. May², D. Dekker²

¹Kumasi, ²Hamburg

P 228**Anwendbarkeit europäischer Leitlinien für komplizierte Zystitiden: Antibiotikaresistenzraten und ihre Auswirkung auf Therapieempfehlungen in einem Krankenhaus der Grund- und Regelversorgung**

S. C. Müller¹, C. Eisenbach²

¹Heidelberg, ²Weinheim

P 229**Influence of human-targeted drugs on virulence factor regulation in EHEC**

B. von Armansperg¹, M. Koepfel¹, J. Glaser¹, M. List¹, A. Typas², B. Stecher¹

¹München, ²Heidelberg

P 230**Burden of antibiotic resistance among patient populations receiving antibiotic prophylaxis: preliminary results from a systematic review and meta-analysis**

M. Rink¹, P. Beryl¹, S. Eisenbeis¹, M. Bitzer¹, E. Tacconelli^{1,2}, S. Göpel¹

¹Tübingen, ²Verona

P 231**Staphylococcus capitis isolates from neonatal sepsis and necrotizing enterocolitis specified to resist human intestinal gut immunity and opposing colonizers**

L. Kränkel¹, J. N. Hauser¹, J. Power¹, A. Schmidt¹, C. Gille², A. Peschel¹, C. Slavetinsky¹

¹Tübingen, ²Heidelberg

P 232**Rapid molecular resistance prediction based on targeted sequencing of stool specimen**

V. Dreyer¹, A. Kay^{2,3,4}, D. Sibandze^{2,3,4}, W. Sikhondze², Q. Dlamini^{2,3}, A. DiNardo³, G. Mtetwa^{2,3}, B. Lukhele^{2,3}, D. Vambe², C. Lange^{1,3,5}, M. Dlam⁴, R. Meija³, B. Kalsdorf^{1,5,6}, J. Heyckendorf^{1,5}, M. Kuhns¹, F. Maurer^{1,7}, S. Dlamini⁴, G. Maphalala⁴, S. Niemann¹, A. Mandalakas³

¹Borstel, ²Mbabane, ³Texas, ⁴Eswatini, ⁵Lübeck, ⁶Kiel, ⁷Hamburg

P 233**Highly potent small molecule inhibitors of the Staphylococcus aureus toxinhemolysin alpha prevent tissue damage and are active in mouse models of infection**

A. Shekhar¹, R. DiLucrezia², K. Jerje¹, K. Rox¹, E. Fansa², V. Korotkov¹, K. Harmrolfs¹, S. Schmelz¹, P. Lukat¹, W. Blankenfeldt¹, E. Medina¹, U. Bilitewski¹, K. Dinkel², M. Brönstrup¹

¹Braunschweig, ²Dortmund

P 234**Darobactin Derivatization – Expanding the Class of Bicyclic BamA Inhibitors**

T. Schäberle, Z. Wuisan, N. Böhringer, I. D. Kresna

Giessen

P 235**Impact of Klebsiella pneumoniae outer membrane vesicles on antibiotic resistance**

M. Wiegand, P. Starck, L. Pearson, L. Rösser, G. Angelidou, C. Preusser, N. Paczia, B. Schmeck, A. L. Jung

Marburg

P 236**A novel machine learning-based point-score model for differentiating spontaneous bacterial peritonitis from secondary peritonitis in liver cirrhosis: A retrospective multicentre study**

S. Würstle¹, A. Hapfelmeier¹, F. Studen¹, A. Isaakidou¹, T. Schneider¹, R. M. Schmid¹, S. von Delius², F. Gundling^{1,3}, R. Burgkart¹, A. Obermeier¹, U. Mayr¹, M. Ringelhan¹, S. Rasch¹, T. Lahmer¹, F. Geisler¹, C. D. Spinner¹, J. Schneider¹

¹Munich, ²Rosenheim, ³Bamberg

P 237**The transmission risk of multidrug-resistant organisms between pets and humans – Preliminary results of an exploratory case control study**

C. Hackmann, P. Gastmeier, A. Genath, S. Schwarz, A. Lübke-Becker, R. Leistner

Berlin

P 238**Computationally Modeling the Human Microbiome of the Respiratory Tract**

A. Dräger

Tübingen

P 239**Discovery of Submicromolar Inhibitors of the Virulence Factor LasB from Pseudomonas aeruginosa using Rational Design**

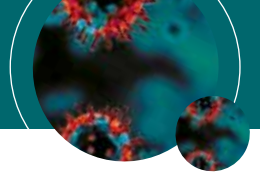
A. K. H. Hirsch

Saarbrücken

P 240**Prevalence of Extended Spectrum Beta-Lactamase-producing Enterobacteriaceae and their susceptibility to antibiotics at Nouna District Hospital**

K. Dramane¹, C. Boubacar², S. Al², D. Denise³, S. Aurélie⁴, E. Daniel³, J. Albrecht⁴

¹Nouna, ²nouna, ³hambourg, ⁴Heidelberg

**P 241****Laboratory-based AMR surveillance in regions of Kenya: An assessment of capacities, practices, and barriers by means of multi-facility survey**

R. M. Moirongo¹, E. Lorenz^{1,2}, M. Lamshöft^{1,2}, J. May^{1,2}, E. Daniel²

¹Hamburg, ²Braunschweig

P 242**Implementation of modern genome-based diagnostics to predict antibiotic resistance in Multi Drug Resistant-Tuberculosis (MDR-TB) or to identify pathogen variants in low- and middle-income countries**

C. Gerlach¹, L. deAraujo¹, M. Voge², C. Utpatel¹, V. Dreyer¹, I. Barilar¹, T. A. Kohl¹, H. Hoffmann²,

S. Niemann¹

¹Borstel, ²Gauting

P 243**Pseudomonas aeruginosa self-destruction by activation and antibiotic release from lectin-targeted prodrugs**

J. Meiers^{1,2}, K. Rox¹, A. Titz^{1,2}

¹Braunschweig, ²Saarbrücken

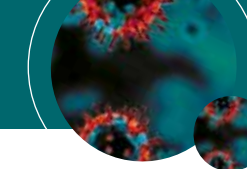
P 244**Development of divalent LecA ligands as antivirulence agents against Pseudomonas aeruginosa**

E. Zahorska^{1,2,3}, S. Kuhadomlarp^{4,5}, F. Rosato⁶, K. Stober⁶, S. Minervini¹, S. Yousaf¹, M. Lepsik^{4,7},

J. Meiers^{1,2,3}, D. Hauck^{1,2,3}, E. Gillon⁴, T. Kinsinger¹, K. Rox^{2,3}, A. K. H. Hirsch^{1,2,3}, W. Römer⁶, A. Imberty⁴,

A. Titz^{1,2,3}

¹Saarbrücken, ²Hannover, ³Braunschweig, ⁴Grenoble, ⁵Bangkok, ⁶Freiburg, ⁷Prauge

**A**

Abassi, L.....P027
 Abdelrahim, A. G.....P149
 Adamek, M.....P207
 Addo, M.....Sy3
 Adegbite, B. R.....P224, P224
 Adegnika, A.
 Agbo Achimi Abdul, J. B. P.....P098
 Ahmed, M. I. M.....P140
 Akenten, C. W.....P227
 Alabi, A.....Sy3 (ST8)
 Allweiss, L.....P067
 Alonso, P.....Sy3
 Alt, S.....MSD Sy, P189
 Ashurov, A.....Sy2 (ST4), P086
 Atschekzei, F.....P078
 Augustin, M.....P068

B

Bankwitz, D.....P060
 Baranov, O.....P167
 Basenach, J.....P021
 Becker, M.....P099
 Berwanger, A.....P089
 Beryl, P.....P214
 Better, J.....P029
 Blake, O.....P114
 Bosch, M.....Sy2 (AT2)
 Boussougou-Sambe, S. T.....P170
 Brandenburg, J.....Sy2 (ST6)
 Brandes, V.....P063
 Brehm, T. T.....P226
 Brönstrup, M.....P233
 Brötz-Oesterheld, H.....C
 Brümmer, L. E.....P093
 Bruns, J.....P059
 Bugert, J. J.....P220
 Busch, D.....Sy1

C

Chi, H.....P047
 Christa, C.....P175
 Classen, A. Y.....P187
 Cornberg, M.....P079
 Cramer, N.....P081

D

Dallenga, T.....P074
 Dandri-Petersen, M.....Sy2
 Daniel, J.-M.....P225
 Dejon Agobé, J. C.....P154
 Dietz, J.....P043
 Dinkelborg, K.....P010
 Donakonda, S.....P076
 Doumbia, C. O.....P058
 Dräger, A.....P238
 Dramane, K.....P240
 Dreyer, V.....P232
 Drosten, C.....Sy6
 Dulovic, A.....P014
 Duraffour, S.....P144

E

Ebenig, A.....P153
 Ehrens, A.....P152
 Ehrhardt, K.....P051
 Ekoka Mbassi, D.....P151
 Elgaher, W. A. M.....P206
 Engling, P.....P087
 Eser, T. M.....P145

F

Falgenhauer, L.....P197
 Fathi, A.....P117
 Feldmann, M.....P177
 Fendel, R.....Sy3 (ST7)
 Fitzner, J.....Sy5
 Fließwasser, T.....P221
 Förster, J. D.....P011
 Friedrich, V.....P012

G

Gadalla, M. R.....P179
 Geldmacher, C.....P026, p073
 Gerlach, C.....P242
 Gerstenberg, J.....P156
 Ghodrati, Z.....P173
 Giehler, F.....P061
 Gökeri, C.....P033
 Goldbach, J.....P085

Grau, S.....P018
 Gries, R.....P196
 Grobusch, M.P.....Sy2
 Groeschel, M.....P155
 Groger, M.....P132
 Große, M.....P186
 Grützmaker, B.....P137

H

Hackmann, C.....P237
 Hagelauer, E.....P150
 Hamway, Y.....P131
 Häring, J.....P048
 Hartung, S.....P017
 Heilbronner, S.....P004
 Heinsohn, T.....P168
 Heinz, D.....Sy3
 Heinzel, C.....P148
 Heiss, J.K.....P122
 Held, K.....P022
 Henkel, C.....P115
 Herb, M.....P006
 Hirsch, A.....MSD Sy
 Hirsch, A. K. H.....P239
 Hoerner, P.....P110
 Hofer, W.....Sy4 (ST12)
 Hoffmann, C.....P111
 Hohner, M.....P127
 Honkpehedji, Y.....P139
 Horn, S.....P184
 Hrabal, I.....P015
 Hübner, M.P.....P106

J

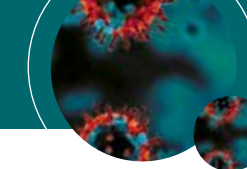
Jahreis, S.....P016
 Jarynowski, A.....P128
 Jensen, B.....Sy5
 Josenhans, C.....P077
 Junker, D.....P125

K

Kalodimou, G.....P107, P108
 Karsten, H.....P185
 Kay-Fedorov, P.....P055
 Kazmierski, J.....Sy2 (ST5)
 Khan, F.....P028
 Kim, H.....P116
 Klassert, T. E.....P212
 Klein, F.....Sy1
 Klein, I. M.....P038, P180
 Klimka, A.....P201
 Klostermann, A.....P045
 Klumpp, K.....Sy2
 Koczulla, R.....Sy6
 Koeing, R.....P020, P182
 Kohl, T.....P040
 Kolberg, L.....P213
 Kontsevaya, I.....P176
 Kosinska, A.....P042
 Kränkel, L.....P231
 Krause, G.....Sy5, Sy6
 Kräusslich, H.....DZIF Awards
 Kreer, C.....Sy1 (ST2)
 Kreidenweiss, A.....P143
 Kreamer, P.....O
 Kreuzaler, S.....P084, P090, P091
 Kuehlwein, J. M.....P103
 Kühn-Steven, A.....P008
 Kuschnerow, P.....P083
 Kuznetsova, I.....P157

L

Lamichane, U.....P193
 Lamshöft, M. M.....P202
 Lange, C.....Sy4, C
 Lange, M.....P158
 Lehmann, C.....O, Sy2
 Leonidou, N.....P123
 Leschczyk, C.....P052
 Li, P.....P191
 Lin, L.....P169
 Lohmann, V.....P062
 Lütgehetmann, M.....P057

**M**

Maaß, H.....P134
 Malainou, C.....P163
 Malin, J.....Sy5
 Marwitz, F.....P216, P216
 Maus, L.....P005
 Mehl, C.....P124
 Mehl, J.....P095
 Meiers, J.....P243
 Mertins, S.....P203
 Meyer, C.....P199
 Meyer, G.....P013
 Mischlinger, J.....P174
 Moirongo, R. M.....P241
 Mombo-Ngoma, G.....P104
 Mostolizadeh, R.....P205
 Mudler, J.....P032
 Müller, C.....P119
 Müller, S. C.....P228

N

Nadarajan, D.....P200
 Nawrot, M.L.....P082
 Neugebauer, U.....P024, P044
 Neumann-Cip, A.-C.....P172
 Niemann, S.....Sy4 (ST10)
 Nikiema, M.....P102
 Nkongolo, S.....P065
 Norman, D.....P195

O

Olal, C.....P019
 Olbrich, L.....Sy3 (ST9)
 Okwu, D.G.....P105
 Osbelt, L.....Sy 4 (AT4)

P

Panzner, U.....P166
 Paul, G.....P066
 Paulowski, L.....P211
 Peschel, A.....Sy4
 Pfarr, K.....P112, P198, P210
 Pletz, M.....MSD Sy, Sy4
 Priller, A.....P165

R

Rausch, M.....P223
 Rausche, P.....P053
 Reetz, L.....P217
 Reiling, N.....P080
 Reimann, M.....P135
 Reinhard-Rupp, J.....Sy3
 Rink, M.....P230
 Rockstroh, J.....Sy2
 Rodi, M.....P183
 Rodiah, I.....P159
 Römpf, A.....P056
 Romero Olmedo, A. J.....P075
 Rooney, C.....Sy1
 Rousseau, E.....P218
 Rox, K.....Sy4 (ST11)
 Ruetalo, N.....P138
 Rüger, S.....P041
 Ruhl, L.....P121
 Rupp, J.....DZIF Awards
 Rührich, M. M.....P222

S

Salzberger, B.....Sy1, Sy6
 Sanchez Carballo, P.....P034, P204
 Sander, L.E.....Sy1
 Sapre, S. U.....P118
 Sauer, J.....P133
 Schäberle, T.....P234
 Schäfer, N.....P049
 Schaub, G.....P141
 Schiefer, A.....P113
 Schindler, D.....P007
 Schlabe, S.....Sy3 (AT3)
 Schmidt, T.....Sy5
 Schmiedel, S.....Sy3
 Schneider, J.....P236
 Schnell, A. P.....P072
 Schnnettler, E.....P129
 Schwarz, J.....Sy1 (AT1)
 Schwarz, T.....P064
 Schwarze, L. I.....P031
 Sheldon, J.....P046
 Sichibalo, K.....P030
 Simonis, A.....Sy1 (ST3)
 Singh, D.....P054
 Sodeik, B.....P069

Sonawane, V.....P088
 Sonnengruen, R.....P120
 Stein-Thoeringer, C.....P037
 Stein, S. C.....Sy1 (ST1)
 Stoliaroff-Pépin, A.....P178
 Struck, N. S.....P094

T

Theobald, S.....P023
 Thielebein, A.....P096
 Tscherne, A.....P101, P181

U

Umstätter, F.....P194
 Unrau, L.....P130

V

Velvan, T.P.....P142
 Volmari, A.....P035
 Volz, A.....P162
 von Armansperg, B.....P229
 von Both, U.....P126

W

Wafula, S. T.....P161
 Wagner, K. G.....P100
 Wagner, M.....P097
 Walter, K.....P025
 Walz, T.....P190
 Wang, D.....P171
 Werner, A.-D.....P109
 Werner, J.....P192
 Weskamm, L. M.....P009
 Westphal, T.....P146
 Wiegand, M.....P235
 Winnerling, B.....P219
 Wistuba-Hamprecht, J.....P136
 Wohlfart, S.....P187
 Wolff, S.....P070

X

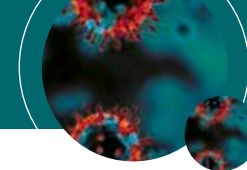
Xanthopoulou, K.....P208, P209
 Xiong, L.....P036

Y

Yao, Y.....P215

Z

Zahorska, E.....P244
 Zehner, M.....P147
 Zhang, T.....P050
 Ziegler, U.....P160
 Zielinski, C.....P 001, P002,
 P003, P092
 Zinkernagel, A.....Sy4
 Zoleko-Manego, R.....P071
 Zottnick, S.....P039



Venue	Maritim Hotel Stuttgart Seidenstr. 34 · 70174 Stuttgart www.maritim.de	
Organizing Committee	Dr. Timo Jäger, Braunschweig Tatiana Hilger, Braunschweig	
 DZIF	DZIF – German Center for Infection Research e.V. Inhoffenstr. 7 - 38124 Braunschweig Contact: presse@dzif.de	
 dgi	Prof. Dr. Bernd Salzberger, Vorsitzender DGI Universitätsklinikum Regensburg Klinik und Poliklinik für Innere Medizin I Franz-Josef-Strauß-Allee 11, 93042 Regensburg	
Congress Organization	COCS GmbH Congress Organisation C. Schäfer Tal 12 · 80331 Munich Phone: 089/890677-0 · Fax: 089/890677-77 E-Mail: kongresse@cocs.de · www.cocs.de	
 cocs		
Opening Hours	Wednesday, 1 June 2022	09.00 – 19.00
Registration Desk	Thursday, 2 June 2022	08.00 – 18.00
	Friday, 3 June 2022	08.00 – 13.30
Certification	Certification by the Medical Chamber is requested. All Participants will receive a general confirmation of participation and their badge by postal mail in advance before the start of the conference.	

Registration Please register online
www.dgi-dzif-joint-meeting.de



Participants **EUR 250,-**
Doctoral student/student* **free entry**

*verification required

Poster Award The four best poster will be awarded with EUR 500,- each. The presentation of awards will take place during the Get together on Thursday, 2 June 2022, from 18.00.

Cancellation policy For written cancellation until **May 15, 2022**, a cancellation fee of 50,- EUR will be charged. After this deadline the reimbursement of the participation fee is excluded.

Abstract Book The Abstract Book will be available online at the conference website.

Employer authorization for participation For the purposes of the FSA codex we kindly ask for clinicians/-scientists as employed to obtain an authorization from your employer to participate in the conference if necessary. The congress is supported by pharmaceutical/medical companies. The sponsors have no influence on the scientific programme. The special sponsor symposium is clearly marked.

Photography/filming Please be advised that filming and/or photography will be taking during the conference. The organizers will share selected pictures after the conference on the website of the organizing society. When you don't wish to be in photos or videos please notify our photographer/staff taking pictures.

Faculty/Speakers Please note that all faculty members are obliged to disclose possible company relations at the beginning of their lecture.

All content of the scientific programme are product- and service neutral. The scientific coordination will disclose potential conflicts of interests to participants.

Sponsors

We thank our sponsors very much for their support:

**Exhibitors**

Altona Diagnostics GmbH, Hamburg
www.altona-diagnostics.com (Stand/Sponsor EUR 2.300,-)

bioMerieux Deutschland GmbH, Nürtingen
www.biomerieux.de (Stand EUR 1.750,-)

MSD Sharp & Dohme GmbH, Haar
www.msd.de (Stand/Sponsor/Sym EUR 21.000,-)

New England BioLabs GmbH, Frankfurt am Main
www.neb-online.de (Stand EUR 1.750,-)

Oxford Immunotec Ltd, Abingdon, Oxfordshire, UK
www.oxfordimmunotec.com/international/de (Stand EUR 1.750,-)

Sino Biological Europe GmbH, Eschborn
www.sinobiological.com (Stand EUR 1.500,-)

Status printdate: May 2022 - without engagement

Wednesday, 1 June 2022, from 19.00, Main Hall

Get-together

We look forward to inviting all participants to a get-together with the Academic Orchestra of the University of Tübingen after the sessions on Wednesday evening. At the end of the day, food and drinks will be offered and will provide a cozy setting for further discussions and networking with colleagues.

The Academic Orchestra of the University of Tübingen

The roots of the Academic Orchestra go back to the "Academic Music Association", which was founded by Friedrich Silcher, Tübingen's first university music director. Around 70 participants, mostly students from the University of Tübingen, meet weekly to rehearse and perform symphonic programs from the baroque to the modern. In recent years, the ensemble has dedicated itself to works by Bach, Beethoven, Bruckner, Mahler, Mozart, Saint-Saens, Strauss and Tchaikovsky, among others. In 2013, the violin concerto by the American composer Randall Svane was premiered seven times in Germany and the USA. Further concert tours took the musicians to Austria, France, Denmark and Italy. The orchestra is supported by members of the Stuttgart Philharmonic, who pass on their professional experience in intensive voice rehearsals.



